

# FZA 26-12 / JEL

## 12V 26AH

General



### FZA 26-12 / VRLA GEL



### Physical Specification

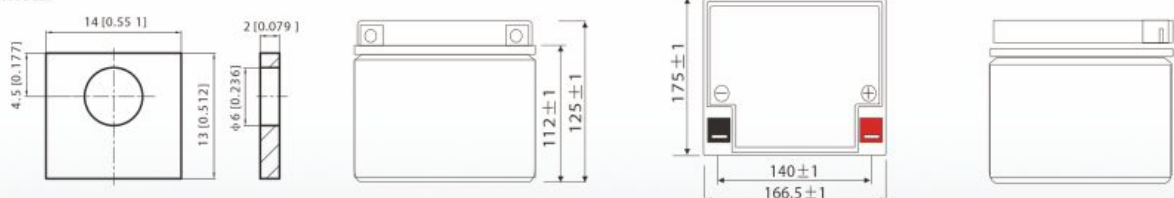
Part Number:	FZA 26-12
Length:	265 ± 2 mm (6.52 inches)
Width:	75 ± 2 mm (6.89 inches)
Container Height:	170 ± 2 mm (4.92 inches)
Total Height (with terminal):	170 ± 2 mm (4.92 inches)

### Specifications

	Nominal Voltage	12V	
	Nominal Capacity (20HR)	26AH	
Terminal Type	Standard Terminal	F3	
	Optional Terminal	F12	
Container Material	Standard Option	ABS	
	Flame Retardant Option (FR)	ABS (UL94:VO)	
Rated Capacity	26.0 AH/1.30A	(20hr, 1.80V/cell, 25°C / 77°F)	
	24.3 AH/2.43A	(10hr, 1.80V/cell, 25°C / 77°F)	
	22.2 AH/4.44A	(5hr, 1.75V/cell, 25°C / 77°F)	
	19.9 AH/6.65A	(3hr, 1.75V/cell, 25°C / 77°F)	
Max Discharge Current	390A (5s)		
Internal Resistance	Approx 14mΩ		
Discharge Characteristics	Operating Temp. Range	Discharge: -15 ~ 50°C (5 ~ 122°F)	
		Charge: 0 ~ 40°C (5 ~ 104°F)	
		Storage: -15 ~ 40°C (5 ~ 104°F)	
	Nominal Operating Temp. Range	25 ± 3°C (77 ± 5°F)	
	Cycle Use	Initial Charging Current less than 7.8A. Voltage 14.4V ~ 15.0V at 25°C (77°F) Temp. Coefficient -30mV/°C	
	Standby Use	No limit on Initial Charging Current Voltage 13.5V ~ 13.8V at 25°C (77°F) Temp. Coefficient -20mV/°C	
Capacity affected by Temperature	40°C (104°F)	103%	
	25°C (77°F)	100%	
	0°C (32°F)	86%	
Design Floating Life at 20°C	7 Years		

### Dimensions

#### F3 Terminal



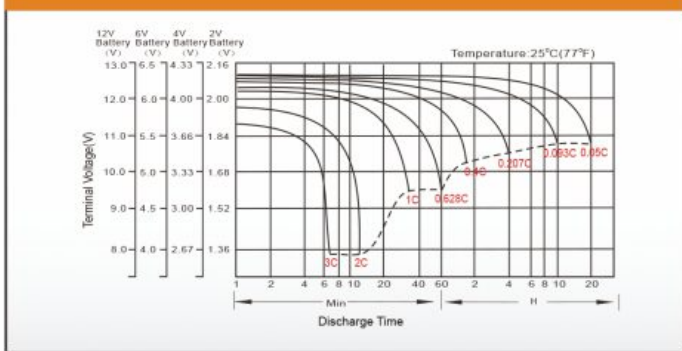
## Constant Current Discharge (Amperes) at 25 °C (77°F)

F.V/Time	5min	10min	15min	20min	30min	45min	1h	2h	3h	4h	5h	6h	8h	10h	20h
1.85V/cell	59.3	44.8	37.0	31.3	23.5	17.3	13.9	8.41	6.27	5.04	4.24	3.66	2.87	2.38	1.28
1.80V/cell	70.3	50.1	40.3	33.7	25.0	18.2	14.5	8.74	6.48	5.19	4.35	3.75	2.94	2.43	1.30
1.75V/cell	79.5	54.5	43.1	35.6	26.3	19.0	15.1	9.00	6.65	5.31	4.44	3.82	2.99	2.46	1.33
1.70V/cell	87.6	58.4	45.5	37.4	27.4	19.7	15.6	9.23	6.79	5.41	4.52	3.88	3.03	2.50	1.34
1.65V/cell	94.5	61.9	47.7	38.9	28.3	20.3	16.1	9.43	6.92	5.50	4.58	3.93	3.07	2.52	1.35
1.60V/cell	100.6	64.9	49.6	40.2	29.1	20.8	16.4	9.60	7.02	5.57	4.64	3.97	3.10	2.55	1.36

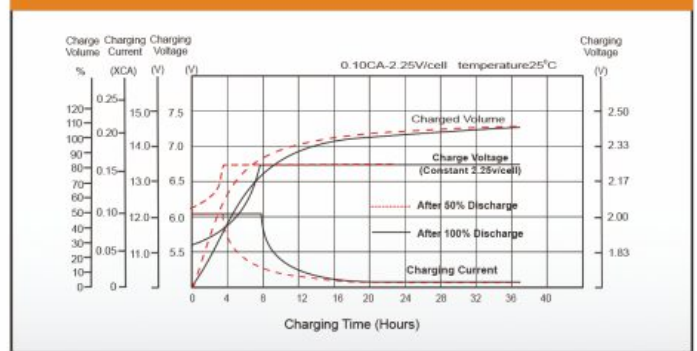
## Constant Power Discharge (Watts) at 25 °C (77°F)

F.V/Time	5min	10min	15min	20min	30min	45min	1h	2h	3h	4h	5h	6h	8h	10h	20h
1.85V/cell	112.3	85.7	71.4	61.0	46.1	34.0	27.5	16.7	12.5	10.1	8.52	7.38	5.81	4.81	2.61
1.80V/cell	132.1	95.2	77.3	65.2	48.8	35.7	28.7	17.3	12.9	10.4	8.71	7.53	5.92	4.89	2.63
1.75V/cell	148.1	102.9	82.2	68.7	51.0	37.1	29.6	17.8	13.2	10.6	8.87	7.65	6.00	4.96	2.67
1.70V/cell	161.6	109.4	86.3	71.7	53.0	38.4	30.5	18.2	13.4	10.7	8.99	7.75	6.07	5.00	2.69
1.65V/cell	172.9	115.1	89.9	74.3	54.6	39.4	31.4	18.5	13.7	10.9	9.10	7.83	6.13	5.05	2.71
1.60V/cell	182.3	119.8	92.9	76.5	56.0	40.2	32.0	18.8	13.8	11.0	9.18	7.89	6.17	5.08	2.73

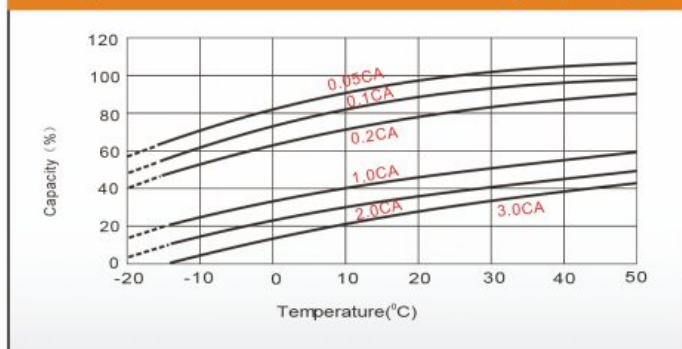
### Discharge Characteristics



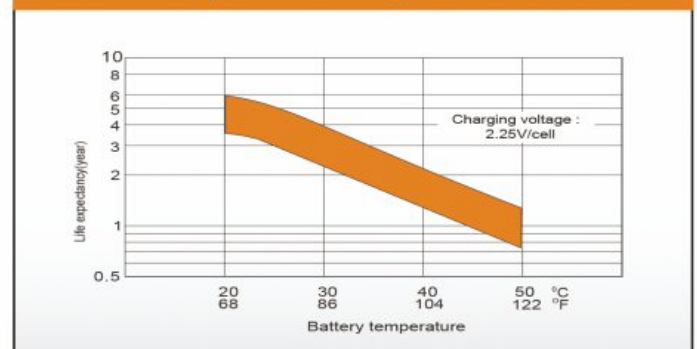
### Float Charging Characteristics



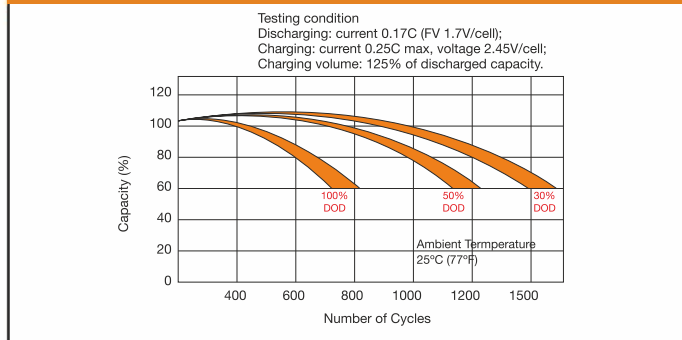
### Temperature Effects in Relation to Battery Capacity



### Effect of Temperature on Long Term Float Life



### Cycle Life in Relation to Depth of Discharge



### Self Discharge Characteristics

