

Photovoltaic Module Solet P60.6-W(B)F-260/275

Polycrystalline module family

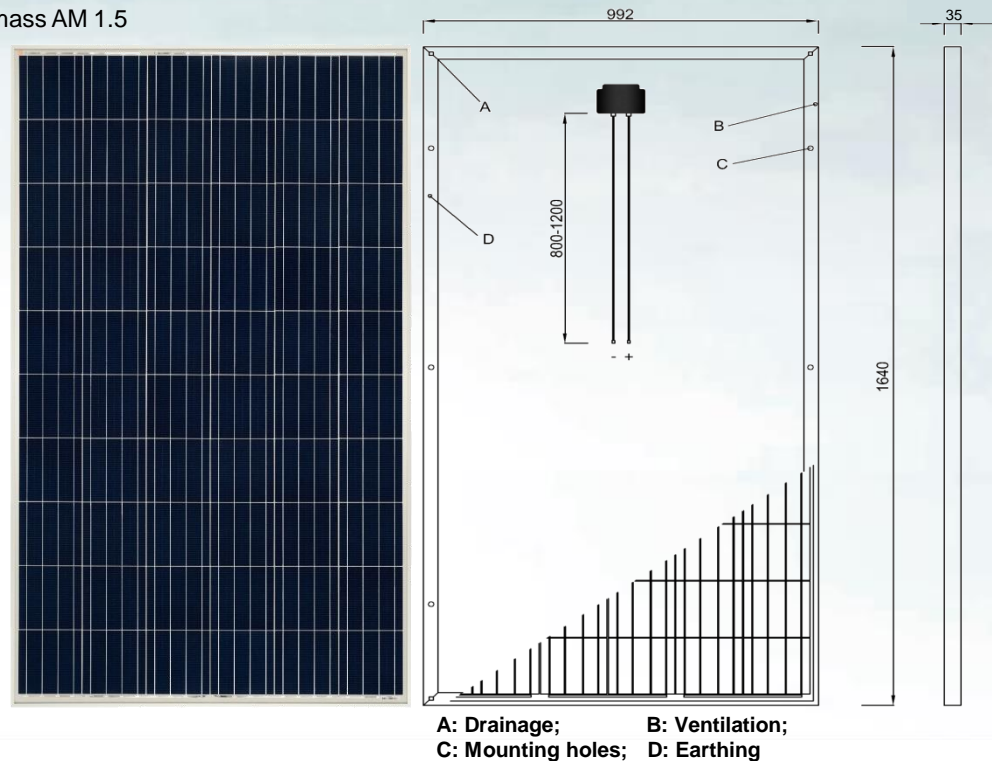
Electrical Parameters

Type	Solet P60.6–260	Solet P60.6–265	Solet P60.6–270	Solet P60.6–275
Maximum Power* (PMPP)	260.1 – 265.0 Wp	265.1 – 270.0 Wp	270.1 – 275.0 Wp	275.1 – 280.0 Wp
Rated Voltage (UMPP)	32,6 V	33,2 V	33,8 V	34,4 V
Rated Current (IMPP)	8,12 A	8,14 A	8,16 A	8,18 A
Open Circuit Voltage (UOC)	38,6 V	38,7 V	38,9V	39,1 V
Short Circuit Current (ISC)	8,64 A	8,65 A </td <td>8,66 A</td> <td>8,68 A</td>	8,66 A	8,68 A
Power tolerance	0+5Wp	0+5Wp	0+5Wp	0+5Wp

* Irradiance 1000 W/m², module temperature 25°C, spectrum at air-mass AM 1.5

Specifications

Cell size	156x156 mm
Number of cells	6x10, three strings in a row
Front side glass	3,2 mm hardened solar glass
Weight	18,2 kg
Dimensions (LxWxH)	1640x992x35 mm
J-box	Plastic, IP65, ventilated
Cable length	1,0 m
Cable cross section size	4 mm ²
Number of diodes	3
Plug-in connection	MC4 or equivalent
Frame	Anodized Al frame
Packing configuration	30 pcs./pallet



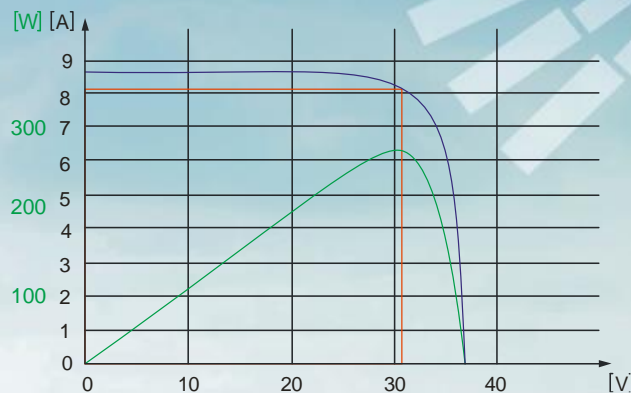
Photovoltaic Module Solet P60.6-W(B)F-260/275

Working Conditions

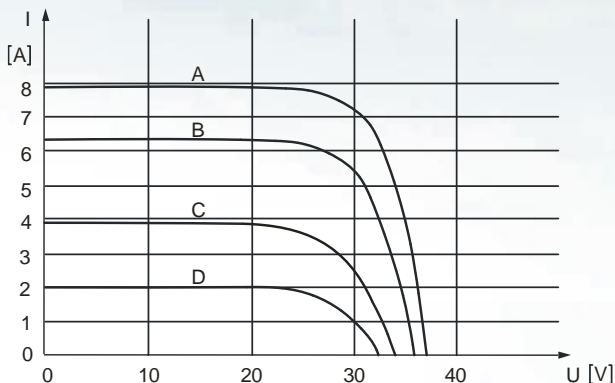
Maximum System Voltage	DC 1000V (TUV)
Operating temperature	-40°C / +85°C
Maximum reverse current	15 A
Max. wind load/max. snow load	2400 Pa / 5400 Pa
IP protection level	65
Safety class	II

Temperature Coefficients

Voltage temperature coefficient (β)	-0,34 %/K
Current temperature coefficient (α)	+0,05 %/K
Power temperature coefficient (δ)	-0,39 %/K



Characteristics



A: 1000 W / m² |
 B: 800 W / m² |
 C: 600 W / m² |
 D: 450 W / m² |
 E: 200 W / m²

Module guarantee

Module performance guarantee



12 years



90 % max output



80 % max output

