


# Photowatt® PW2350F



## The high quality module

The premium multicrystalline PW2350, which has been installed in various regions worldwide, demonstrated all quality and electrical performance since years. All major steps of manufacturing are exclusively processed in France, with the most successful components of the market.

**60 CELLS**

MULTICRYSTALLINE MODULE



**255-240 Wp**

TYPICAL POWER



**15,4%**

TYPICAL EFFICIENCY



**CO2**

LOW-CARBON



**0/+5 Wp**

POWER TOLERANCE



## ENVIRONMENTAL STANDARDS

- Respect the best standards of the profession (ISO 14001)
- Photowatt is co-founder of PV-CYCLE France for recycling used panels
- Priority to drastically limiting the carbon footprint

## DURABILITY AND PERFORMANCE

- Modules certified by international laboratories (VDE)
- Anti-reflective coated glass to maximize power output
- Cells sorted out according to reverse current and shunt resistance
- Uniform and optimized spacing between solar cells

## RELIABILITY

- 100% electroluminescence (EL) testing process to eliminate hidden defects
- Internal reliability tests are pushed up to 2 times compared to IEC standards
- Calibration controls are performed at least 4 times per year by independent laboratories (e.g. Fraunhofer Institute)

## HIGHLY RESISTANT AND LIGHT FRAMING

- Automated assembly of aluminum frame by screwing and gluing provides to high resistance to extreme weather conditions (5400Pa)
- Framing resistant to frost damage
- Module weight for easy handling

## MECHANICAL CHARACTERISTICS

Cell type	Multicrystalline
Module size	1685 x 993 x 40 mm
Cell size	156 x 156 mm (± 1%)
Cells number	60 (6x10)
Module weight	20 kg
Front cover	3.2 mm anti-reflected tempered glass
Back cover	Film with Tedlar®
Frame material	Anodized aluminum alloy
J-BOX	IP 65
Solar cables	UV resistant, 4.0 mm <sup>2</sup> , 1100mm
Connector type	MC4 or MC4 compatible

## OPERATING CONDITIONS

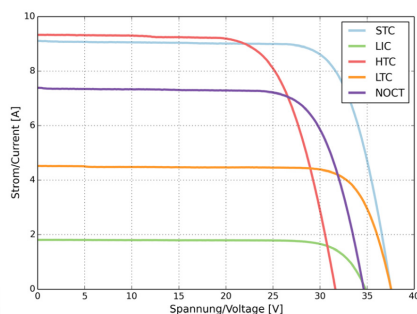
Operating temperature	-40°C à +85°C
High resistance to snow and wind load	5400 Pa (Snow) 2400 Pa (Wind)
Reverse current I <sub>R</sub>	20A
Maximum system voltage	1000V DC (IEC)
Maximal serie fuse rating	15A
PID	Free

## TEMPERATURE COEFFICIENT \*

Typical cells temperature NOCT	°C	47,3 (±2)
Temperature coefficient P <sub>max</sub>	γ	-0,42 %/°C
Temperature coefficient V <sub>oc</sub>	β	-0,34 %/°C
Temperature coefficient I <sub>sc</sub>	α	+0,06%/°C

\*1000 W/m<sup>2</sup> ; temperature 25°C ; spectrum AM 1,5

## TEMPERATURE CURVES



## WARRANTY

Product warranty	10 years
Linear power output warranty*	25 years

\*See general warranty terms and conditions

## TECHNICAL CHARACTERISTICS (STC\*)

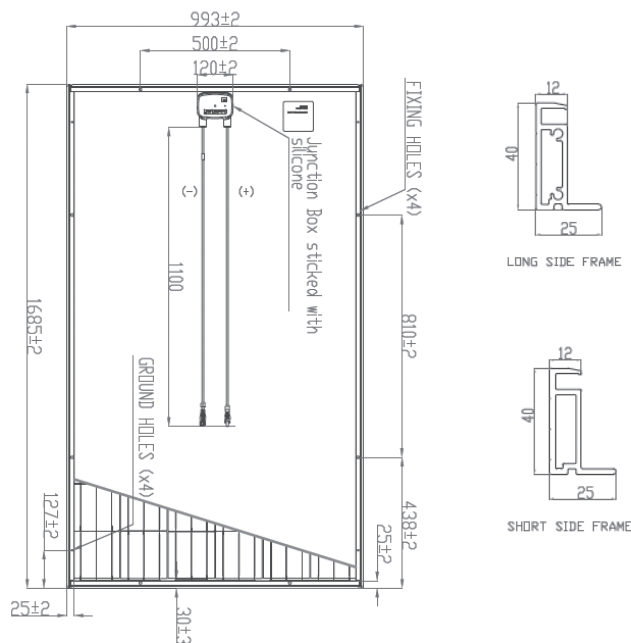
Typical power	W	255	250	245	240
Power tolerance	W	0/+5	0/+5	0/+5	0/+5
Voltage at typical power	V	30.5	30.1	30.0	29.9
Current at typical power	A	8.40	8.30	8.17	8.03
Open circuit voltage	V	37.7	37.2	37.1	37.0
Short circuit current	A	8.90	8.87	8.74	8.59
Module conversion efficiency	%	15.4	15.1	14.8	14.5

\*Under Standard Test Conditions : STC  
(1000 W/m<sup>2</sup> ; spectrum AM 1,5 ; cell temperature 25°C)

## TECHNICAL CHARACTERISTICS (NOCT\*)

Typical power	W	255	250	245	240
Maximum power	W	185	181	178	174
Voltage at maximum power	V	27.5	27.5	27.4	27.3
Current operating income	A	6.71	6.60	6.49	6.38
Open circuit voltage	V	34.4	34.2	34.1	34.0
Short circuit current	A	7.29	7.19	7.08	6.96

\*Nominal Operating Cell Temperature : NOCT  
(800 W/m<sup>2</sup> ; temperature 20°C ; wind speed 1 m/s)



## QUALITY CERTIFICATES

