


Tier1
BloombergNEF



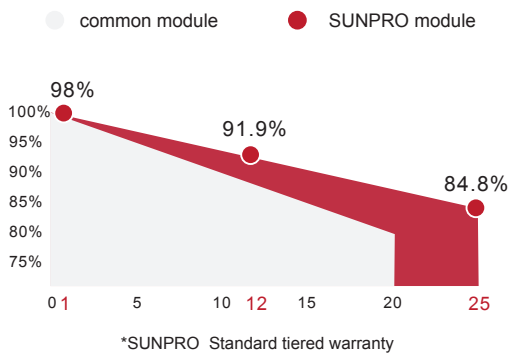
M10 HIEFF TWIN MONO

SPDGxxx-144M10

- Double glass (xxx=530~555W)
- Black frame
- Full black



12 Yr quality guarantee | 25 Yr power warranty



WARRANTY & GUARANTEE

Linear output power guarantee
12 years: 91.9% power output
25 years: 84.8% power output



WITHSTAND STRONG

Snow load 5400Pa
Wind load 2400Pa



TWO-SIDED BENEFITS

High efficiency solar cells.
Effective working area of both sides >92%, with significant power increase. Capture more sunlight and turn it into electricity



R&D AND PRODUCTION

Advanced production line. The leading solar cell cutting process and multi busbar design with SUNPRO Technology.



HIGH EFFICIENCY

Efficiency can reach 21.28%. Excellent low light performance. Higher power output under the conditions of haze, overcast, etc.

Electrical parameters at standard test conditions (STC:AM=1.5, 1000W/m², Cells Temperature 25°C)

Typical type	520W	525W	530W	535W	540W	545W	550W
Max power(Pmax)	520	525	530	535	540	545	550
Max power voltage(Vmp)	41.02	41.21	41.39	41.54	41.69	41.83	41.96
Max power current(Imp)	12.68	12.71	12.81	12.88	12.96	13.03	13.11
Open circuit voltage(Voc)	48.94	49.11	49.26	49.42	49.58	49.74	49.90
Short circuit current(Isc)	13.53	13.61	13.69	13.76	13.84	13.92	14.00
Module Efficiency(%)	20.12	20.31	20.51	20.70	20.89	21.09	21.28
Max system voltage	DC 1500V(TUV)						
Maximum Series Fuse Rating	30A						

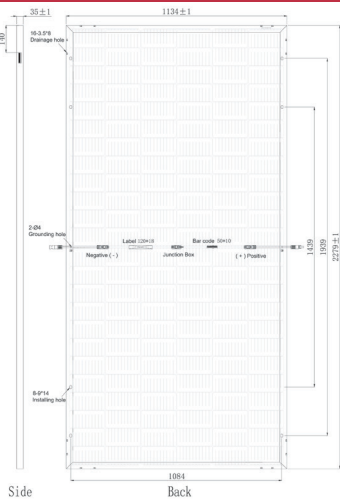
Electrical parameters at NMOT test conditions (Irradiance 800W/m², Ambient Temperature 20°C, AM 1.5, Wind Speed 1m/s)

Typical type	520W	525W	530W	535W	540W	545W	550W
Max power(Pmax)	422.6	426.5	429.9	434.6	439.0	442.8	446.8
Max power voltage(Vmp)	41.40	41.60	41.70	41.90	42.00	42.10	42.30
Max power current(Imp)	10.20	10.26	10.30	10.38	10.45	10.51	10.57
Open circuit voltage(Voc)	49.10	49.30	49.50	49.60	49.80	49.90	50.10
Short circuit current(Isc)	10.80	10.87	10.93	10.99	11.05	11.12	11.18

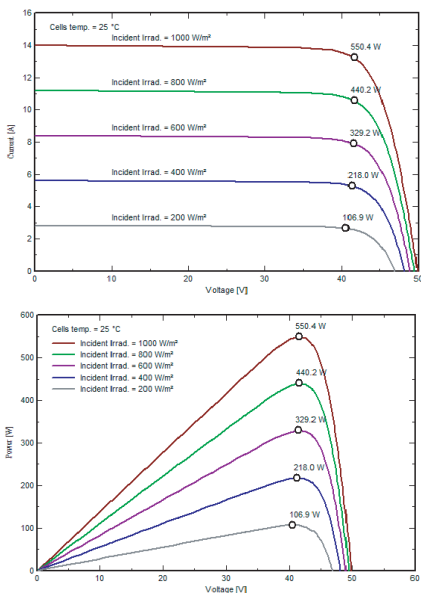
Electrical Characteristics with 15% Rear Side Power Gain

Front power Pmax/W	520W	525W	530W	535W	540W	545W	550W
Total power Pmax/W	598	603.75	609.5	615.25	621	626.75	632.5
Vmp/V(Total)	41.02	41.21	41.39	41.54	41.69	41.83	41.96
Imp/A(Total)	14.58	14.65	14.73	14.81	14.90	14.98	15.07
Voc/V(Total)	48.94	49.11	49.26	49.42	49.58	49.74	49.90
Isc/A(Total)	15.56	15.65	15.74	15.82	15.92	16.01	16.10

DIMENSIONS AND STRUCTURE



I-V CHARACTERISTICS AT DIFFERENT IRRADIATION



Mechanical Data

Dimensions	2279x1134x35mm
Weight	34 / 33.5kg
Glass	(F) 2.0 mm High Transmission, AR Coated Heat Strengthened Glass (B) 2.0 mm High Transmission, AR Coated Heat Strengthened Glass
Output cables	4mm ² , symmetrical lengths 1300mm
Connectors	MC4 compatible IP68
Cell type	Mono-Crystalline PERC, 10BB, 182x91mm
Number of cells	144cells (Half-Cell)

Temperature Characteristics

Temp.Coeff.of Isc(TK Isc)	0.048%/°C
Temp.Coeff.of Voc(TK Voc)	-0.27%/°C
Temp.Coeff.of Pmax(TK Pmax)	-0.35%/°C
Operating temperature	-40~+85°C
Normal operating cell temperature	44±2°C

Packing Configuration

Container	40'HQ
Pieces per pallet	62
Pallets per container	10
Pieces per container	620

Tests, Certifications and Warranties

Standard tests	IEC 61215, IEC 61730, IEC 61701, IEC 62716, PPP 58042B
System certs	ISO 9001, ISO14001, ISO45001, TUV
Certifications	TUV, AMMONIA AND SALT MIST CORROSION, ANTI-PID, CE, WEEE, INMERTRO
Extreme wind and snow loads testing	Withstand extreme wind(2400 Pascal) and snow loads(5400 Pascal)
Power tolerance	0~+3%
Junction box	IP 68
Warranties	12 years product warranty and 25 years 84.8% of power