


540W-550W



XP-550W-72MET Bifacial

High Efficiency Half- Cell Mono PERC Module
The solar cells made of silicon

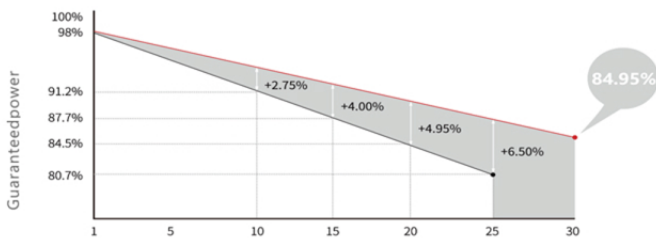
Comprehensive Products and System Certificates

- OHSAS 18001: Occupational Health and Safety Management System
- ISO 14001: Environmental Management System
- ISO 9001: Quality Management System



Linear Performance Warranty

- 15 YEARS** Product quality & process guarantee
- 30 YEARS** Linear power guarantee



Product Insurance



Half-cut cell technology
New circuit design
lower internal current, lower Rs loss



3 times EL test to ensure best quality



Resistant to salt-spray corrosion
(IEC61701, certified to TUV Rheinland test standard)



Special circuit design
With much lower hot spot temperature



Resistant to power
Attenuation passed TUV Rheinland system voltage endurance test




Special cell process ensures great performance under low irradiance conditions

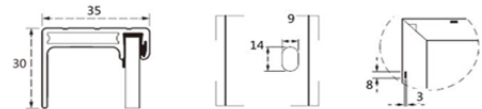
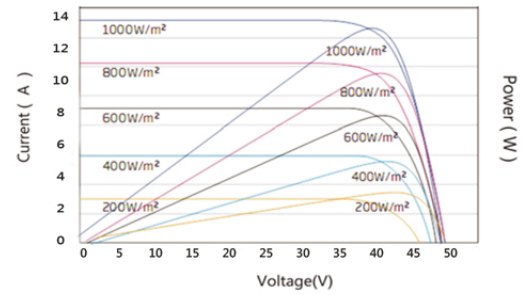
XP-(540W-550W)-72MET Bifacial

Monocrystalline Module

DESIGN



Current-Voltage & Power-Voltage Curves(550W)



STRUCTURAL CHARACTERISTICS

Module dimensions (L*W*H)	2279 x 1134 x 35 mm
Weight	27.2 kg
Number of cells	144 cells
Cell	PERC Monocrystalline 182 x 91mm
Glass	Tempered 3.2mm AR, High transmittance, Low iron
Frame	Anodized aluminium alloy
Junction box	IP68, 3 diodes
Output wire	4.0mm², wire length: 1900mm
Connector	MC4 Compatible
Mechanical load	5400Pa

TEMPERFORMANCE RATINGS

Temperature coefficient (P _{max})	-0.35%/°C
Temperature coefficient (V _{oc})	-0.27%/°C
Temperature coefficient (I _{sc})	+0.05%/°C
Nominal operating cell temperature	45±2°C

OPERATING PARAMETERS

Power tolerance (W)	(0,+5)
Maximum system voltage (V)	1500V
Maximum rated fuse current (A)	25
Current operating temperature (°C)	-40~+85°C

ELECTRIC CHARACTERISTICS

Model of modules	XP-540W-72MET		XP-545W-72MET		XP-550W-72MET	
	STC	NOCT	STC	NOCT	STC	NOCT
Maximum power – P _{mp} (W)	540	403.6	545	407.4	550	411.1
Open-circuit voltage – V _{oc} (V)	49.50	46.54	49.65	46.68	49.80	46.97
Short-circuit current – I _{sc} (A)	13.85	11.17	13.92	11.23	13.99	11.34
Maximum power voltage – V _{mp} (V)	41.65	38.86	41.80	39.00	41.95	39.28
Maximum power current – I _{mp} (A)	12.97	10.39	13.04	10.45	13.12	10.56
Module efficiency – η _m (%)	20.9%		21.1%		21.3%	
Module efficiency w/m²	208.9W		210.9W		212.8W	

STC (Standard Testing Conditions): Irradiance 1000W/m², Cell Temperature 25 °C, Spectra at AM1.5

NOCT (Nominal Operating Cell Temperature): Irradiance 800W/m², Ambient Temperature 20°C, Spectra at AM1.5, Wind at 1m/S

Reference front power	540	545	550	540	545	550	540	545	550	540	545	550	540	545	550
Pmax gain	Pmax/W			Voc/V			Isc/A			Vmp/V			Imp/A		
5%	567	572	578	49.50	49.65	49.80	14.54	14.61	14.70	41.65	41.80	41.95	13.62	13.69	13.78
10%	594	600	605	49.50	49.65	49.80	15.24	15.31	15.40	41.65	41.80	41.95	14.27	14.34	14.43
15%	621	627	633	49.60	49.75	49.90	15.89	16.00	16.07	41.75	41.90	42.05	14.88	14.99	15.06
20%	648	654	660	49.60	49.75	49.90	16.58	16.70	16.75	41.75	41.90	42.05	15.53	15.65	15.70
25%	675	681	688	49.60	49.75	49.90	17.26	17.39	17.46	41.75	41.90	42.05	16.17	16.30	16.37

Electrical characteristics with different rear side power gain



ADD: 27th Floor, Brilliant Center, No.200 Huaining Road, Shushan District, Hefei, Anhui Province, China

Email: info@xpowersolar.com

Specifications included in this datasheet are subject to change without notice.