




LUXOR

solar module manufacturer since 2007



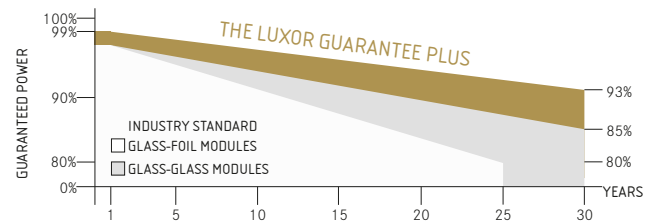
- + POWERFUL HETEROJUNCTION CELLS
- + DOUBLE GLASS: HIGHER MECHANICAL STABILITY AND FIRE SAFETY
- + BIFACIAL: DOUBLE-SIDED POWER GENERATION FOR MORE YIELD
- + REDUCTION OF BALANCE-OF-SYSTEM-COSTS THROUGH HIGHER PERFORMANCE PER MODULE
- + ESPECIALLY ECONOMIC FOR COMMERCIAL SYSTEMS



product guarantee¹



linear performance guarantee¹



ECO LINE HJT GLASS-GLASS HC BIFACIAL

M120 / 385-405 W

MONOCRYSTALLINE HJT MODULE FAMILY, WHITE MESH, BLACK FRAME



Longlife tested



Power proofed



Safety provided




Selection of components



Back glass



Performance surplus of 0 Wp to 6.49 Wp



Higher heat dispensing



PID free
LID Free



German warrantor

ECO LINE HJT GLASS-GLASS HALF CELL BIFACIAL

M120 / 385-405 W, HJT, WHITE MESH, BLACK FRAME

Module type LX - XXXM/166-120+ GG BiF | XXX = Rated power Pmpp

Electrical data at STC

Rated power Pmpp [Wp]	385.00	390.00	395.00	400.00	405.00
Pmpp range to	391.49	396.49	401.49	406.49	411.49
Rated current Impp [A]	10.15	10.24	10.33	10.42	10.51
Rated voltage Vmpp [V]	37.95	38.10	38.25	38.40	38.55
Short-circuit current Isc [A]	10.80	10.89	10.99	11.09	11.18
Open-circuit voltage Uoc [V]	44.65	44.82	45.00	45.18	45.35
Efficiency at STC up to	21.51%	21.79%	22.06%	22.33%	22.61%
Efficiency at 200 W/m ²	21.00%	21.20%	21.50%	21.80%	22.00%

Electrical data at NOCT

Power at Pmpp [Wp]	293.22	297.02	300.83	304.64	308.45
Rated current Impp [A]	8.18	8.26	8.33	8.40	8.48
Rated voltage Vmpp [V]	35.85	35.96	36.11	36.27	36.37
Short-circuit current Isc [A]	8.71	8.78	8.86	8.94	9.02
Open-circuit voltage Uoc [V]	42.10	42.28	42.46	42.65	42.82

Specification as per STC (Standard test conditions): irradiance 1000 W/m² | module temperature 25°C | Air Mass = 1.5
 NOCT (nominal operating cell temperature): irradiance 800 W/m² | wind speed 1 m/sec | ambient temperature 20°C | cell operating temperature 45 +/- 2°C | Air Mass = 1.5

Bifacial Gain* (e.g. 390Wp)

Backside power gain [Wp]	5%	10%	15%	20%	25%
Rated power Pmpp [Wp]	409.50	429.00	448.50	468.00	487.50
Rated current Impp [A]	10.75	11.26	11.78	12.29	12.80
Rated voltage Vmpp [V]	38.10	38.10	38.10	38.10	38.10
Short-circuit current Isc [A]	11.43	11.98	12.52	13.07	13.61
Open-circuit voltage Uoc [V]	44.82	44.82	44.82	44.83	44.83

*depending on the reflection of the underlying surface

Limiting values

Max. system voltage max. return current	1500 V 20 A
Safety class Fire safety class	II A (according to IEC 61730)
Operating Temperature	-40 bis 85°C
Max. tested pressure load-/tensile ²	5400 Pa / 2400 Pa

Temperature coefficient

Temperature coefficient [U] [I] [P]	-0.26% /°C 0.04% /°C -0.24% /°C
---	-------------------------------------

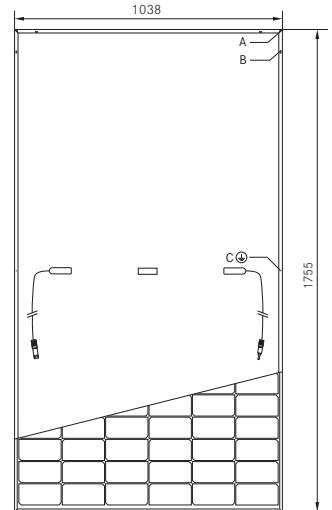
Specifications

Number of cells (matrix)	120 (6 x 20) 166 mm x 83 mm
Module dimensions (L x W x H) ³ Weight	1755 mm x 1038 mm x 30 mm 24 kg
Bifaciality factor ⁵	Up to 83%
Front-side	2 mm tempered, highly transparent, anti-reflection solar glass
Back-side	2 mm tempered, highly transparent, white mesh print
Frame	stable, anodised aluminium frame
Embedding material	EVA/POE
Junction Box	At least IP67
Cable	Symmetrical cable lengths > 1.1 m and 1.1 m, 4 mm ² solar cable
Diodes	3 Schottky Diodes
Connectors	MC4 or equivalent with IP67
Hail test (max. hailstorm)	Ø 45 mm impact velocity 23 m/s ± 83 km/h

The specifications and average values can vary slightly. Relevant is the corresponding data of the individual measurement. Specifications are subject to change without notice. Measurement tolerance depending on equipment: rated power +/- 3%, other values +/- 10%. All information given in this data sheet corresponds to DIN EN 50380. A potential light-induced degradation of the power after commissioning is not considered here. Further information in the installation manuals.

- The specific warranty conditions are given under www.luxor.solar/downloads.html
- Horizontal mounted, for details please check mounting instruction
- Tolerance L/W = +/- 3 mm. H +/- 2 mm, the dimensions given in the order confirmation will be decisive
- Location and dimensions of holes on request
- Bifaciality degree: 80% +/- 3%

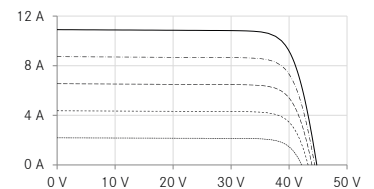
Back - / Frontview³



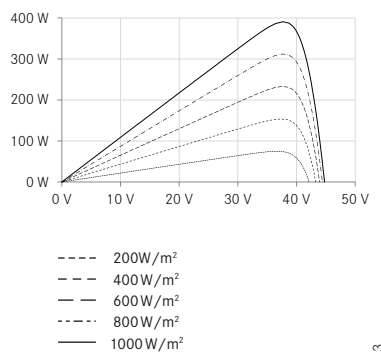
Drilled holes⁴ A: 4 x drainage
 B: 8 x ventilation
 C: 2 x earthing

Electrical characteristics

UI-diagram e.g. 390Wp



UP-diagram e.g. 390Wp



Guidelines:
 93/68/EEC
 2014/35/EU, (LVD)
 2014/30/EU, (EMC)

The validity of the certificates/listings for a specific country has to be examined under:
www.luxor.solar/downloads.html

Luxor, your specialised company