


# 410-430W

RH954TDGDC

Topcon 16BB Half-cut Bifacial  
Dual-Glass Module



### N-type Topcon technology for lower LCOE

The lower temperature coefficient and better low irradiance performance of Topcon technology can effectively reduce LCOE.



### Fire class A, harsh environment adaptability

The back of the dual-glass module adopts high transparent glass, which can adapt to all kinds of harsh environment, and the fire rating can reach Class A.



### 30-year power warranty

The average life of dual-glass modules is 30 years, 5 years longer than that of single-glass modules.



### Double-sided power generation, higher income

The dual-glass module has a bifaciality up to 80% and a power generation gain of 7%-25% on the back side.



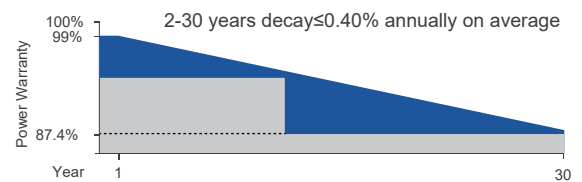
## LINEAR PERFORMANCE WARRANTY



Product warranty on materials and workmanship



Linear power output warranty



## CERTIFICATES

ISO 9001: 2015  
Quality Management System

IEC 61215 / IEC 61730

ISO 14001: 2015  
Environmental Management System

ISO 45001: 2018  
Occupational Health &  
Safety Management System

\*Certification requirements vary in different markets, please consult with RUNHAI sales team for appropriate certification.

# 410-430W

Topcon 16BB Half-cut Bifacial  
Dual-Glass Module

## ELECTRICAL PARAMETERS @ STC

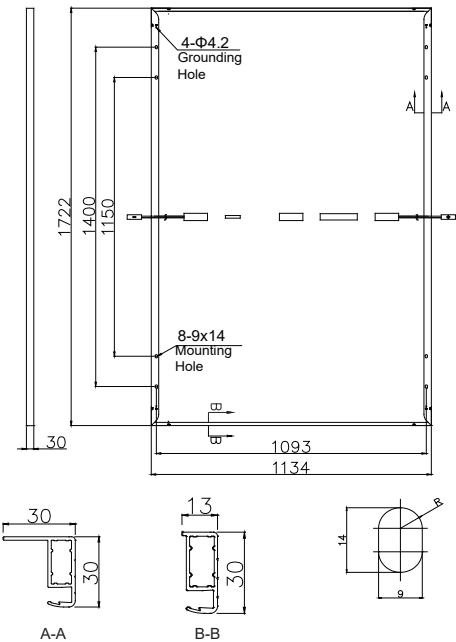
	410	415	420	425	430
Max. Power Output Pmax (W)	410	415	420	425	430
Power Tolerance	0~+3%	0~+3%	0~+3%	0~+3%	0~+3%
Max. Power Voltage Vmp (V)	31.28	31.49	31.70	31.91	32.12
Max. Power Current Imp (A)	13.11	13.18	13.25	13.32	13.39
Open Circuit Voltage Voc (V)	37.90	38.11	38.32	38.53	38.74
Short Circuit Current Isc (A)	13.84	13.92	14.00	14.08	14.16
Module Efficiency (%)	21.00	21.25	21.51	21.77	22.02

\*STC (Standard Test Condition): Irradiance 1000W/m<sup>2</sup>, Cell Temperature 25°C, Air Mass 1.5  
\*Measurement Tolerance (±3.0%)

## Integrated Power @ STC (Reference to 420W front)

Power Gains	5%	10%	15%	20%	25%
Max. Power Output Pmax (W)	455	477	483	504	525
Max. Power Voltage Vmp (V)	32.70	32.70	31.70	31.70	31.70
Max. Power Current Imp (A)	13.91	14.58	15.24	15.90	16.56
Open Circuit Voltage Voc (V)	38.32	38.32	39.32	39.32	39.32
Short Circuit Current Isc (A)	14.07	15.40	16.10	16.80	17.50

## ASSEMBLY DRAWING (Unit:mm)



## TEMPERATURE COEFFICIENTS

Temperature Coefficients of Pmp	-0.30%/ °C
Temperature Coefficients of Voc	-0.25%/ °C
Temperature Coefficients of Isc	+0.046%/ °C

## MECHANICAL PARAMETERS

Cell Type	Topcon 182x91mm
Number of Cells	108pcs(6x18)
Dimensions ( L*W*H )	1722x1134x30mm
Weight	24.5kg
Frame	Anodised Aluminum
Junction Box	IP68, 3 bypass diodes
Cable, Length	4.0mm <sup>2</sup> , 1200mm or Customized Length

## OPERATING CONDITION

Maximum System Voltage(V)	1500(DC)
Operating Temperature(°C)	-40~+85
Max. Wind Load / Snow Load(Pa)	2400/5400
Max. Series Fuse Rating(A)	30
Fire Rating	Class A
Bifaciality	80±5%
NOCT	45 °C

## PACKAGE INFORMATION

Container 40'HQ	936pcs
Quantity / Pallet	36pcs
Package size: 1750×1120×1254mm;	Net weight: 882kg; Gross weight: 924kg

## I-V CURVES

