


Topsola

TO BE WITH SUNSHINE

LIGHT G12/132S

650~675W



12 years
Product Warranty



25 years
Linear Power Warranty



First year power
degradation $\leq 2\%$



Higher Efficiency



Higher Reliability



PID Resistance



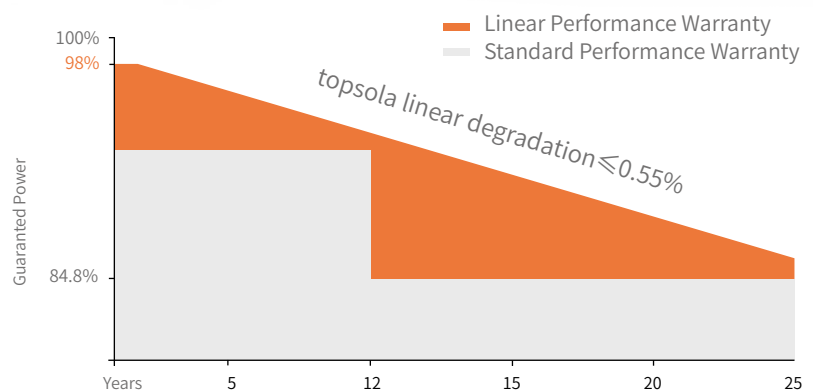
MBB Half-cut Cell
Technology



Low BOS cost & LCOE



PRODUCT WARRANTY



*please refer to Topsola details

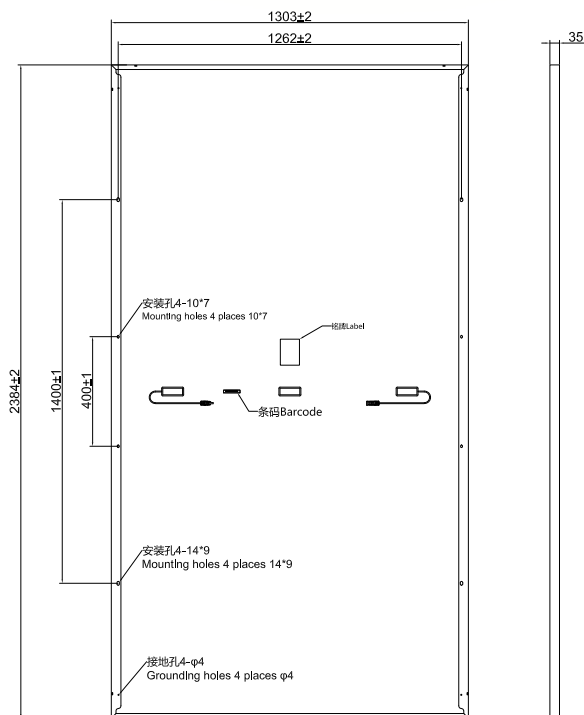
STC: (Irradiance 1000W/m², Cell Temperature 25°C, AM=1.5)

| Module Type | TY650M-132HG | TY655M-132HG | TY660M-132HG | TY665M-132HG | TY670M-132HG | TY675M-132HG |
|---------------------------------|--------------|--------------|--------------|--------------|--------------|--------------|
| Maximum Power (Pmax) [W] | 650 | 655 | 660 | 665 | 670 | 675 |
| Maximum Power Voltage (Vmp) [V] | 37.40 | 37.60 | 37.80 | 38.00 | 38.20 | 38.40 |
| Maximum Power Current (Imp) [A] | 17.38 | 17.42 | 17.46 | 17.50 | 17.54 | 17.58 |
| Open Circuit Voltage (Voc) [V] | 45.20 | 45.40 | 45.60 | 45.80 | 46.00 | 46.20 |
| Short Circuit Current (Isc) [A] | 18.46 | 18.50 | 18.55 | 18.60 | 18.65 | 18.70 |
| Module Efficiency [%] | 20.9 | 21.1 | 21.2 | 21.4 | 21.6 | 21.7 |
| Power Tolerance | 0~+5W | | | | | |

TEMPERATURE RATINGS (STC)

| | |
|--|--------------|
| Temperature Coefficient (Pmax) | - 0.356 %/°C |
| Temperature Coefficient (Voc) | - 0.271 %/°C |
| Temperature Coefficient (Isc) | +0.050%/ °C |
| NOCT, Nominal Operating Cell Temperature | 45± 2 °C |

ENGINEERING DRAWINGS



OPERATING PARAMETERS

| | |
|----------------------------|---------------|
| Max. system voltage | 1500VDC (IEC) |
| Maximum series fuse rating | 30A |
| No. of diodes | 3 |
| Junction box IP rating | IP68 |
| Operating Temperature | -40~+85°C |

MECHANICAL CHARACTERISTICS

| | |
|---|--------------------------------------|
| Dimensions(mm) | 2384x1303x35 |
| Cell type | P-type mono-crystalline |
| No. of cells | 132 (6*22) |
| Frame technology | Aluminum, silver anodized |
| Front glass thickness(mm) | 3.2 |
| Cable Length (Including connector) (mm) | 300 |
| Cable diameter | 4mm ² |
| Connector type | MC4 Compatible |
| Maximum mechanical test load | 5400 Pa (front) / 2400 Pa (back) |
| Module weight (Kg) | 34.2 |
| Packing style | Carton box |
| Pieces Per Pallet | 31 pcs/pallet |
| Pallets Per Container | 18 pallet/container |
| Pieces Per Container | 806pcs/40'HQ |

CURVE

