


# 680-700W

## RHA66HDGDC

### HJT MBB Half-cut Bifacial Dual-Glass Module



#### N-type HJT technology for lower LCOE

The lower temperature coefficient and better low irradiance performance of HJT technology can effectively reduce LCOE.



#### Fire class A, harsh environment adaptability

The back of the dual-glass module adopts high transparent glass, which can adapt to all kinds of harsh environment, and the fire rating can reach Class A.



#### 30-year power warranty

The average life of dual-glass modules is 30 years, 5 years longer than that of single-glass modules.



#### Double-sided power generation, higher income

The dual-glass module has a bifaciality up to 90% and a power generation gain of 7%-30% on the back side.



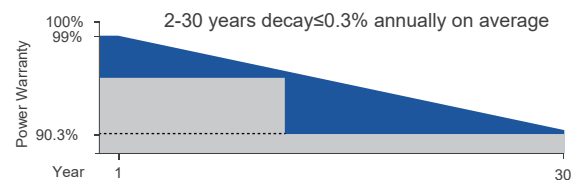
## LINEAR PERFORMANCE WARRANTY



Product warranty on materials and workmanship



Linear power output warranty



## CERTIFICATES

ISO 9001: 2015  
Quality Management System

IEC 61215 / IEC 61730

ISO 14001: 2015  
Environmental Management System

ISO 45001: 2018  
Occupational Health & Safety Management System

\*Certification requirements vary in different markets, please consult with Winhitech sales team for appropriate certification.

# 680-700W

HJT MBB Half-cut Bifacial  
Dual-Glass Module

## ELECTRICAL PARAMETERS @ STC

	680	685	690	695	700
Max. Power Output Pmax (W)	680	685	690	695	700
Power Tolerance	0~+3%	0~+3%	0~+3%	0~+3%	0~+3%
Max. Power Voltage Vmp (V)	42.08	42.32	42.55	42.77	43.00
Max. Power Current Imp (A)	16.16	16.19	16.22	16.25	16.28
Open Circuit Voltage Voc (V)	49.51	49.71	49.91	50.11	50.31
Short Circuit Current Isc (A)	17.13	17.15	17.17	17.19	17.21
Module Efficiency (%)	21.89	22.06	22.22	22.37	22.54

\*STC (Standard Test Condition): Irradiance 1000W/m<sup>2</sup>, Cell Temperature 25°C, Air Mass 1.5  
\*Measurement Tolerance (±3.0%)

## Integrated Power @ STC (Reference to 690W front)

Power Gains	5%	10%	15%	20%	25%
Max. Power Output Pmax (W)	725	759	792	826	861
Max. Power Voltage Vmp (V)	42.55	42.55	42.45	42.45	42.45
Max. Power Current Imp (A)	17.03	17.84	18.65	19.46	20.28
Open Circuit Voltage Voc (V)	49.91	49.91	50.01	50.01	50.01
Short Circuit Current Isc (A)	18.03	18.89	19.75	20.60	21.46

## TEMPERATURE COEFFICIENTS

Temperature Coefficients of Pmp	-0.24%/°C
Temperature Coefficients of Voc	-0.22%/°C
Temperature Coefficients of Isc	+0.047%/°C

## MECHANICAL PARAMETERS

Cell Type	HJT 210x105mm
Number of Cells	132pcs(6x22)
Dimensions (L*W*H)	2384x1303x33mm
Weight	38.3kg
Frame	Anodised Aluminum
Junction Box	IP68, 3 bypass diodes
Cable, Length	4.0mm <sup>2</sup> , 300mm

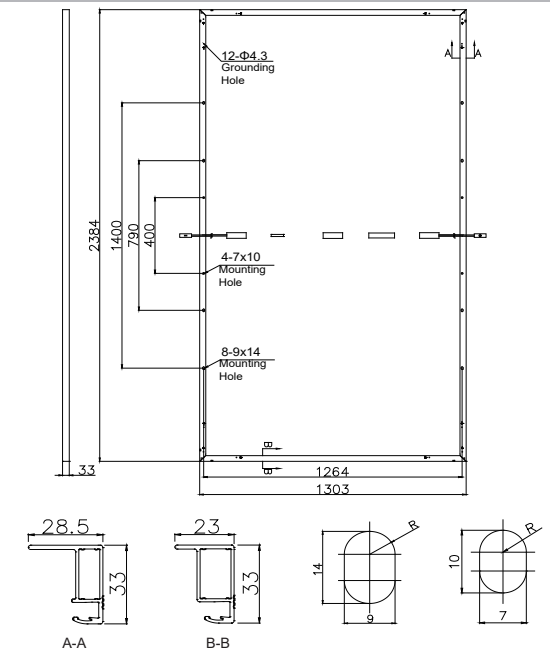
## OPERATING CONDITION

Maximum System Voltage(V)	1500(DC)
Operating Temperature(°C)	-40~+85
Max. Wind Load / Snow Load(Pa)	2400/5400
Max. Series Fuse Rating(A)	35
Fire Rating	Class A
Bifaciality	90±5%
NOCT	45°C

## PACKAGE INFORMATION

Container 40'HQ	594pcs
Quantity / Pallet	33pcs
Package size: 2405×1120×1430mm; Net weight: 1263.9kg; Gross weight: 1329kg	

## ASSEMBLY DRAWING (Unit:mm)



## I-V CURVES

