

SE5-36HBD

EVO T

240-260W

High Transmittance Double Glass
Bifacial Frameless Solar PV Module



Working Condition Compatibility & Safety

High Resistance to High Temp., High Humidity, Sand, Acid and Alkali Environment;



Optimized Power Gain

Use N-type cells, no light-induced degradation (LID), increase power generation;



Unique Design with High Transmittance

Unique layout design can meet the requirements of excellent light transmittance and waterproof;



Excellent Low-light Performance


Excellent low-light response, higher power generation under low-light conditions;



Higher Bifaciality

Higher bifaciality, the additional power generation of modules is up to 30% higher than that of conventional modules.

45%
TRANSMITTANCE



Quality Management System and Product Certification

IEC 61215, IEC 61730, UL 61730

ISO9001:2015: ISO Quality Management System

ISO14001: 2015: ISO Environment Management System

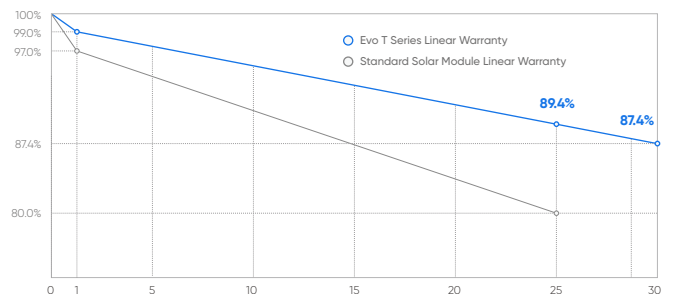
ISO45001: 2018: Occupational Health and Safety

IEC62941: Guideline for module design qualification and type approval

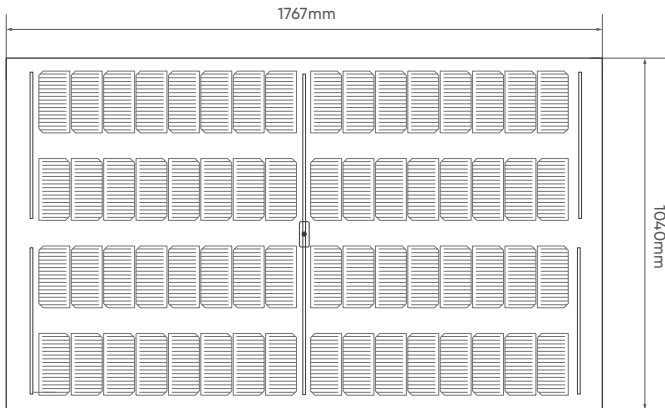


Quality Guarantee


NO MORE THAN 0.45%
ANNUAL DEGRADATION OVER 30 YEARS



Drawings



Product Image



Mechanical Specifications

Cell Type	N Type Mono Cells
Cells Layout	4*18
Dimension	1767*1040*6mm
Weight	25kg
Front Glass	2.5mm Semi Tempered Coated Glass
Inter Layer	EVA/POE/PVB
Back Glass	2.5mm Semi Tempered Glass
Junction Box	IP68 Rated
Connector	MC4 (or Equivalent)
Frame	Optional
Maximum Load Capacity	2400(Wind Load)/5400(Snow Load)
Bifaciality	80±5%

Working Conditions

Maximum System Voltage	1500V DC(IEC)
Operating Temperature	-40°C~+85°C
Nominal Operating Cell Temperature	42±3°C
Maximum rated current	25A

Temperature Coefficients

Temperature Coefficient of Pmax	-0.30%/°C
Temperature Coefficient of Voc	-0.25%/°C
Temperature Coefficient of Isc	+0.04%/°C

Package Configuration

38 Pcs / Pallet	912 Pcs / 40'HQ
-----------------	-----------------

Electrical Parameters (STC*)

Module Type: SE5-36HBD	240	245	250	255	260
Maximum Power (Pmax/W)	240	245	250	255	260
Open Circuit Voltage (Voc/V)	22.32	22.54	22.76	22.97	23.18
Short Circuit Current (Isc/A)	13.76	13.89	14.03	14.17	14.31
Voltage at Maximum Power (Vmp/V)	18.28	18.48	18.68	18.90	19.10
Current at Maximum Power (Imp/A)	13.13	13.25	13.38	13.49	13.61
Module Efficiency (%)	0~+5				

*STC: Air Mass AM1.5, Irradiance 1000W/m, Cell temperature 25°C.

Comprehensive Electric Parameters (Taking 240W as an example)

Back Gain	Pmax(W)	Voc(V)	Isc(A)	Vmp(V)	Imp(A)
5%	273	24.34	15.03	20.06	14.29
10%	286	25.50	15.74	21.01	14.97
15%	299	26.66	16.46	21.97	15.65
20%	312	27.82	17.17	22.92	16.33
25%	325	28.98	17.89	23.88	17.01