


18 Series

N type TOPcon SMBB Half Cell

410-430W



Products Features



Half-cut & SMBB technology

Lower internal current, lower power loss



Excellent weak light performance

More power output in weak light condition



Lower the risk of hot spot


Special design with lower hot spot temperature



Lower LCOE

Higher Power Generation, Lower LCOE.

Warranty



15 YEARS Product quality and process guarantee

25 YEARS Linear power guarantee

2% First year power degradation

0.55% Annual degradation over 25 years

System

- IEC 61215, IEC61730
- ISO9001: Quality Management System
- ISO14001: Environment Management System
- ISO45001: Occupational Health and Safety Management System



www.jsun-solar.com

Email: sales@jsun-solar.com

Electrical Characteristics

Maximum Power (P _{max} /W)	410	415	420	425	430
Open Circuit Voltage (V _{oc} /V)	37.45	37.65	37.84	38.05	38.25
Short Circuit Current (I _{sc} /A)	13.88	13.95	14.02	14.09	14.16
Voltage at Maximum Power (V _{mpp} /V)	31.59	31.82	32.03	32.24	32.44
Current at Maximum Power (I _{mpp} /A)	12.98	13.05	13.11	13.18	13.26
Module Efficiency (η%)	21.0	21.3	21.5	21.8	22.0

Temperature Ratings

Temperature Coefficient of P_{max} -0.33%/°C

Temperature Coefficient of V_{oc} -0.25%/°C

Temperature Coefficient of I_{sc} +0.05%/°C

Working Temperature -40°C-85°C

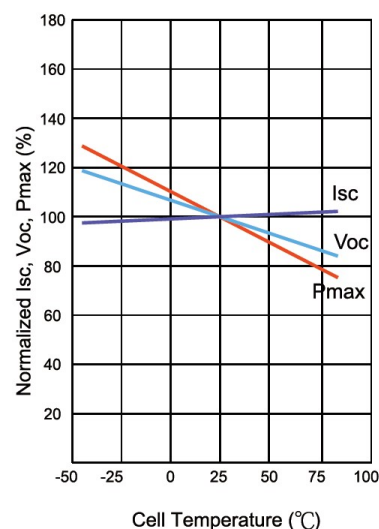
Normal Module Operating Temperature (NMOT) 45±2°C

Mechanical Characteristics

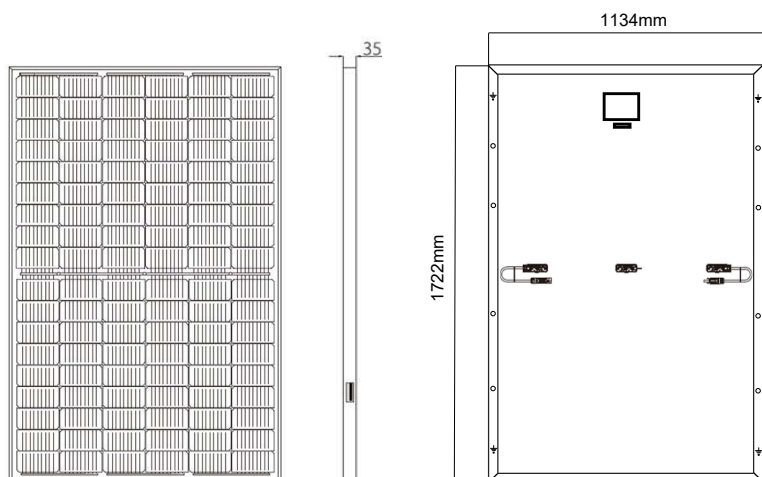
Cell type	N type TOPcon Monocrystalline silicon 182mm
Number of cells	108(6*18)
Dimensions	1722*1134*35mm
Weight	23kg
Cables	4mm ² , 300mm OR customized length
Junction Box	IP68 Rated
Maximum System Voltage	1500VDC
Glass	2.0/2.0mm Tempered glass
Frame	Anodized aluminum ally
Connectors	MC4 compatibility
Packing	31pcs/Pallet

I-V Curve

Temperature Dependence of I_{sc}, V_{oc}, P_{max}



Design



Current-Voltage & Power-Voltage Curves

