

VSUN375-120M

375W

Highest power output

20.31%

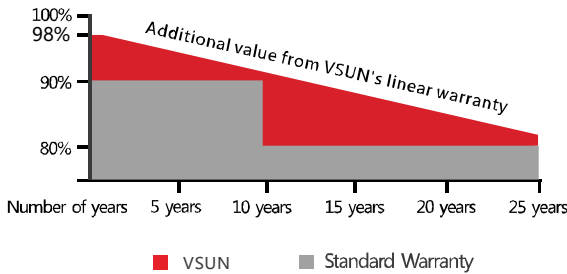
Module efficiency

12years

Material & Workmanship warranty

25years

Linear power output warranty



Munich RE

166mm mono-PERC cell

MBB technology

Half-cell technology

Positive tolerance offer

VSUN375-120M VSUN370-120M
VSUN365-120M VSUN360-120M



Lower risk of micro-crack

Better shading tolerance

Certified for salt/ammonia corrosion resistance

Load certificates: wind to 2400Pa and snow to 5400Pa

Lower LCOE and BOS

VSUN, a BNEF Tier-1 PV module manufacturer invested by Fuji Solar, has been committed to providing greener, cleaner and more intelligent renewable energy solutions. VSUN is dedicated to bringing reliable, customized and high-efficient products into various markets and customers worldwide

Electrical Characteristics at Standard Test Conditions(STC)

Module Type	VSUN375-120M	VSUN370-120M	VSUN365-120M	VSUN360-120M
Maximum Power - Pmax (W)	375	370	365	360
Open Circuit Voltage - Voc (V)	41.1	40.9	40.7	40.5
Short Circuit Current - Isc (A)	11.6	11.52	11.43	11.35
Maximum Power Voltage - Vmpp (V)	34.6	34.4	34.2	34
Maximum Power Current - Imp (A)	10.84	10.76	10.68	10.59
Module Efficiency	20.31%	20.04%	19.77%	19.50%

Standard Test Conditions (STC): irradiance 1,000 W/m²; AM 1.5; module temperature 25°C. Pmax Sorting : 0~5W. Measuring Tolerance: ±3%.

Remark: Electrical data do not refer to a single module and they are not part of the offer. They only serve for comparison among different module types.

Electrical Characteristics at Normal Operating Cell Temperature(NOCT)

Module Type	VSUN375-120M	VSUN370-120M	VSUN365-120M	VSUN360-120M
Maximum Power - Pmax (W)	279.1	275.4	271.7	268
Open Circuit Voltage - Voc (V)	38.3	38.1	37.9	37.7
Short Circuit Current - Isc (A)	9.37	9.3	9.23	9.17
Maximum Power Voltage - Vmpp (V)	31.7	31.6	31.4	31.2
Maximum Power Current - Imp (A)	8.79	8.73	8.66	8.59

Normal Operating Cell Temperature(NOCT) : irradiance 800W/m²; wind speed 1 m/s ; ambient temperature 20°C. Measuring Tolerance: ±3%.

Temperature Characteristics

NOCT	45°C (±2°C)
Voltage Temperature Coefficient	-0.27%/°C
Current Temperature Coefficient	+0.048%/°C
Power Temperature Coefficient	-0.35%/°C

Maximum Ratings

Maximum System Voltage [V]	1000
Series Fuse Rating [A]	20

Material Characteristics

Dimensions	1762×1048×35mm (L×W×H)
Weight	19.6kg
Frame	Silver anodized aluminum profile
Front Glass	White toughened safety glass, 3.2 mm
Cell Encapsulation	EVA (Ethylene-Vinyl-Acetate)
Back Sheet	Composite film
Cells	12×10 pieces monocrystalline solar cells series strings
Junction Box	IP68, 3 diodes
Cable&Connector	Potrait: 500 mm (cable length can be customized) , 1×4 mm ² , compatible with MC4

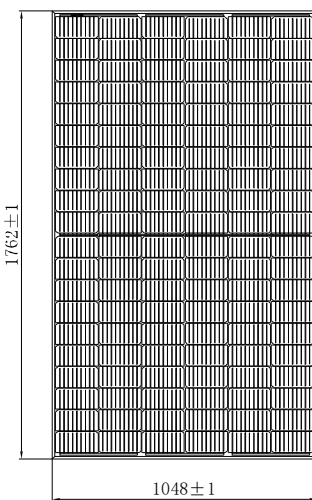
Packaging

Dimensions(L×W×H)	1800×1125×1181mm	Temperature Range	-40 °C to + 85 °C
Container20'	186	Withstanding Hail	Maximum diameter of 25 mm with impact speed of 23 m/s-1
Container40'	403	Maximum Surface Load	5,400 Pa
Container40'HC	806	Application class	Class A

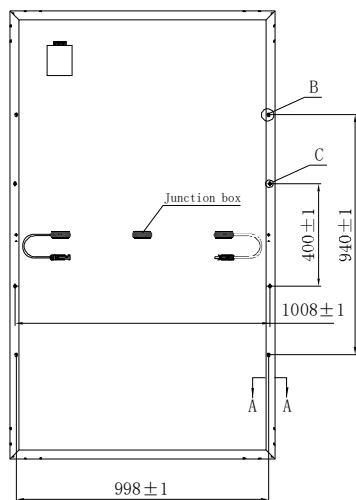
System Design

Dimensions

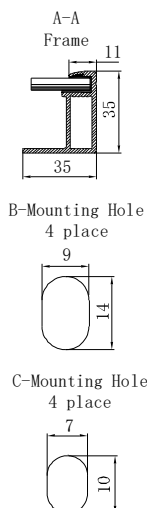
Note: mm



FRONT VIEW



BACK VIEW



IV-Curves

