



SWXXM6H-HV

200-205Watt

MONO CRYSTALLINE MODULE

Positive power tolerance of 0~+5

IEC 61730



KEY FEATURES



High Reliability

Multi-busbar technology can effectively reduce the reliability risk caused



Durability Against Extreme Conditions

Certified to resist high salt mist and ammonia conditions.



High Efficiency

Multi-busbar technology can reduce the module internal power loss to



Low-Light Performance

With high transmittance and anti-reflective 3.2mm tempered glass, the module

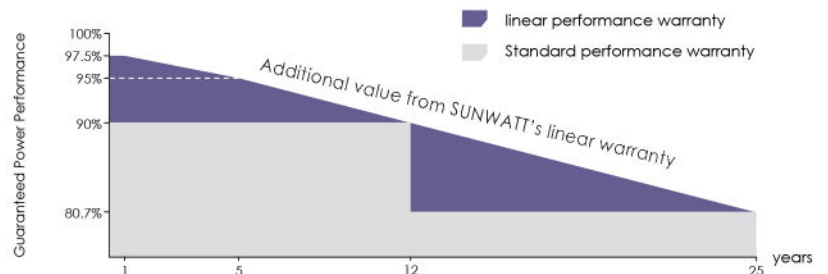


High Mechanical Strength

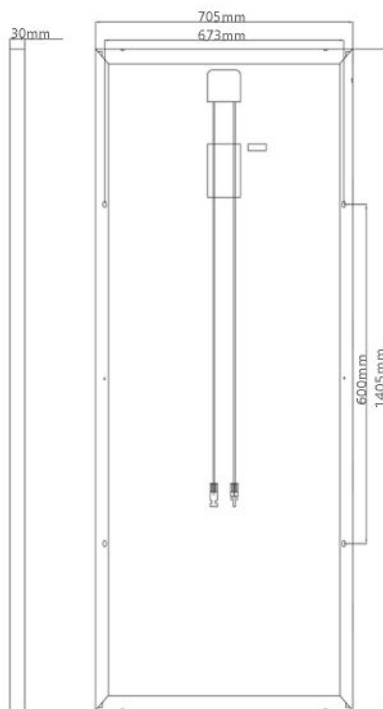
Certified to withstand: high wind load(2400Pa) and snow load(5400Pa).

LINEAR PERFORMANCE WARRANTY

10 Year Product Warranty • 25 Year Linear Power Warranty



Engineering Drawings

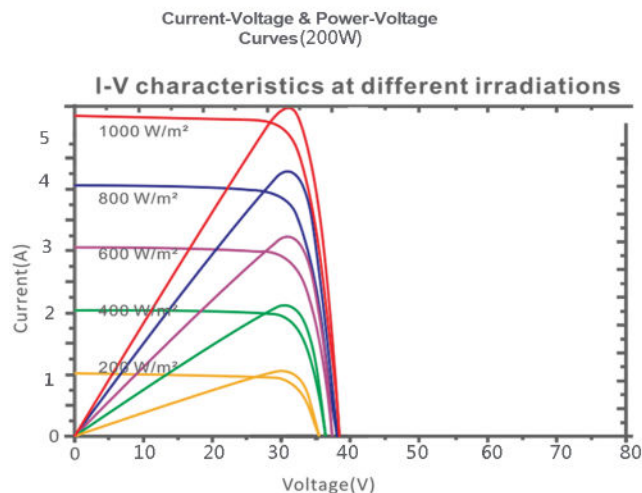


Packaging Configuration

(Two pallets=One stack)

35pcs/pallet, 70pcs/stack, 1575pcs/40'HQ Container

Electrical Performance & Temperature Dependence



Mechanical Characteristics

Cell Type	Mono-crystalline 166x83mm, 9BB
No.of cells	64 (4X16)
Dimensions	1405 x 705 x 30 (mm)
Weight	10.60kg
Front Glass	3.2mm Tempered Glass
Frame	Anodized Aluminum Alloy
Junction Box	IP67 / IP68
Output Cables	Photovoltaic Technology Cable

SPECIFICATIONS

Module Type	SW200M6H-HV	SW205M6H-HV
	STC	STC
Maximum Power (Pmax)	200W	205W
Maximum Power Voltage (Vmp)	37.30V	37.72V
Maximum Power Current (Imp)	5.38A	5.44A
Open-circuit Voltage (Voc)	43.60V	45.20V
Short-circuit Current (Isc)	5.64A	5.75A
Module Efficiency STC (%)	20.15%	20.60%
Operating Temperature(°C)	-40°C~+85°C	
Maximum system voltage	1000VDC (IEC)	
Maximum series fuse rating	15A	
Power tolerance	0 ~ + 5W	
Temperature coefficients of Pmax	-0.360%/°C	
Temperature coefficients of Voc	-0.304%/°C	
Temperature coefficients of Isc	0.050%/°C	
Nominal operating cell temperature (NOCT)	45±2°C	

STC: ☀ Irradiance 1000W/m² 📱 Cell Temperature 25°C

☁ AM=1.5

NOCT: ☀ Irradiance 800W/m² 📱 Ambient Temperature 20°C

☁ AM=1.5

🌀 Wind Speed 1m/s

* Power measurement tolerance: ±5W