



W-HPK | W-HPS

Single-Phase Grid-Tied Inverters

W-HPK | 1-3K

Single-Phase Grid-Tied with 1 MPPT



Features



10 Years Warranty



Aluminum Alloy Die Casting



Max. DC Overload 50%



Peak Efficiency 97.6%



Easy to Install and Service



Light and Compact

Block Diagram



MODEL	W-HPK-1K	W-HPK-1.5K	W-HPK-2K	W-HPK-2.5K	W-HPK-3K
INPUT / DC					
Max. PV Power / Wp	1650	2475	3300	3750	4500
Max. Input Voltage / V	500				
MPP Voltage Range / V	50-450				
Min. Input Voltage / V	42				
Start Up Voltage / V	70				
Nominal DC-Input Voltage / V	360				
Max. Input Current / A	13				
Max. DC Short Circuit Current / A	15.6				
No. of Independent MPPT Inputs	1				
No. of PV Strings per MPPT	1				
OUTPUT / AC					
Rated Power / W	1000	1500	2000	2500	3000
Max. Apparent AC Power / VA	1100	1650	2200	2750	3300
Rated Grid Voltage / Vac	220/230/240				
Rated Power Frequency / Hz	50/60				
Max. Output Current / A	5	7,5	10	12	13,8
Cosφ	da 0.8ind a 0.8cap				
THDi @ Rated Power	<3%				
EFFICIENCY					
Max. Efficiency	97.2%	97.3%	97.3%	97.6%	97.6%
Med. Efficiency	96.4%	96.6%	96.6%	97.0%	97.0%
PROTECTION FUNCTION					
Anti-Islanding Protection	Integrated				
Input Reverse Polarity Protection	Integrated				
Insulation Resistance Detection	Integrated				
Residual Current Monitoring	Integrated				
Output Over Current Protection	Integrated				
Output Short Circuit Protection	Integrated				
Output Over Voltage Protection	II (DC), III (AC)				
Surge Protection	DC: Optional / AC: Type II				
GENERAL DATA					
Dimensions (W*H*D) / mm	298*220*111	298*220*111	298*220*111	298*220*116	298*220*116
Weight / kg	4.5	4.5	4.5	4.8	4.8
Noise Emission (Typical) / dB(A)	<20				
User Interface	LCD & LED or LED				
DC Connection Type	MC4				
AC Connection Type	Plug-in Connector Included				
Communication	Wi-Fi Stick Included				
Cooling Method	Fanless				
Operating Ambient Temperature / °C	-25 ~ +60				
Allowable Relative Humidity Range	0% to 100%				
Max. Operating Altitude / m	3000 (>3000 Derating)				
Degree of Protection (IEC 60529)	IP65				
Climatic Category (IEC 60721-3-4)	4K4H				
Isolation Method	Transformerless				
Stand-by Consumption / W	<1				

W-HPS | 3-6K

Single-Phase Grid-Tied with 2 MPPTs



Features



10 Years
Warranty



Aluminum Alloy
Die Casting



Max. DC Overload
40%



Peak Efficiency
98%




Easy to
Install and Service

Block Diagram



MODELLO	W-HPS-3K	W-HPS-3.68K	W-HPS-4K	W-HPS-5K	W-HPS-6K
INPUT / DC					
Max. PV Power / Wp	5152	5152	6160	7000	7800
Max. Input Voltage / V	600				
MPP Voltage Range / V	80-520	80-520	80-520	80-520	80-550
Min. Input Voltage / V	76				
Start Up Voltage / V	125				
Nominal DC-Input Voltage / V	360	360	360	360	360
Max. Input Current / A	13				
Max. DC Short Circuit Current / A	15				
No. of Independent MPPT Inputs	2				
No. of PV Strings per MPPT	1				
OUTPUT / AC					
Rated Power / W	3000	3680	4000	5000	6000
Max. Apparent AC Power / VA	3300	3680	4400	5000	6000
Rated Grid Voltage / Vac	220/230/240				
Rated Power Frequency / Hz	50/60				
Max. Output Current / A	15	16	20	23	27,3
Cosφ	da 0.8ind a 0.8cap				
THDi @ Rated Power	<3%				
EFFICIENCY					
Max. Efficiency	97.8%	97.9%	97.9%	97.9%	98.0%
Med. Efficiency	97.3%	97.4%	97.4%	97.4%	97.5%
PROTECTION FUNCTION					
Anti-Islanding Protection	Integrated				
Input Reverse Polarity Protection	Integrated				
Insulation Resistance Detection	Integrated				
Residual Current Monitoring	Integrated				
Output Over Current Protection	Integrated				
Output Short Circuit Protection	Integrated				
Output Over Voltage Protection	II (DC), III (AC)				
Surge Protection	DC: Optional / AC: Type II				
GENERAL DATA					
Dimensions (W*H*D) / mm	395*328*154				
Weight / kg	9.8	9.8	9.8	9.8	10
Noise Emission (Typical) / dB(A)	<20				
User Interface	LCD & LED or LED				
DC Connection Type	MC4				
AC Connection Type	Plug-in Connector Included				
Communication	Stick Wi-Fi Included				
Cooling Method	Fanless				
Operating Ambient Temperature / °C	-25 ~ +60				
Allowable Relative Humidity Range	0% to 100%				
Max. Operating Altitude / m	3000 (>3000 Derating)				
Degree of Protection (IEC 60529)	IP65				
Climatic Category (IEC 60721-3-4)	4K4H				
Isolation Method	Transformerless				
Stand-by Consumption / W	<1				



W-HPT

Three-Phase Grid-Tied Inverters

W-HPT | 3-10K

Three-Phase Grid-Tied with 2 MPPTs



Features



10 Years Warranty



Aluminum Alloy Die Casting



Max. DC Overload 50%



Peak Efficiency 98.2%



Easy to Install and Service

Block Diagram



MODEL	W-HPT-3K	W-HPT-4K	W-HPT-5K	W-HPT-6K	W-HPT-8K	W-HPT-10K
INPUT / DC						
Max. PV Power / Wp	4620	6160	7700	8400	11500	13000
Max. Input Voltage / V	1000					
MPP Voltage Range / V	150-850					
Min. Input Voltage / V	150					
Start Up Voltage / V	180					
Full Load MPP Voltage Range / V	210-850	210-850	210-850	250-850	330-850	410-850
Nominal DC-Input Voltage / V	620					
Max. Input Current / A	13					
Max. DC Short Circuit Current / A	15.6					
No. of Independent MPPT Inputs	2					
No. of PV Strings per MPPT	1					
OUTPUT / AC						
Rated Power / W	3000	4000	5000	6000	8000	10000
Max. Apparent AC Power / VA	3300	4400	5500	6000	8800	10000
Rated Grid Voltage / Vac	380/400					
Rated Power Frequency / Hz	50/60					
Max. Output Current / A	5	6.5	8.5	9	13	15.2
Cosφ	da 0.8ind a 0.8cap					
THDi @ Rated Power	<3%					
EFFICIENCY						
Max. Efficiency	98.0%	98.0%	98.1%	98.1%	98.2%	98.2%
Med. Efficiency	97.4%	97.4%	97.4%	97.4%	97.5%	97.5%
PROTECTION FUNCTION						
Anti-Islanding Protection	Integrated					
Input Reverse Polarity Protection	Integrated					
Insulation Resistance Detection	Integrated					
Residual Current Monitoring	Integrated					
Output Over Current Protection	Integrated					
Output Short Circuit Protection	Integrated					
Output Over Voltage Protection	II (DC), III (AC)					
Surge Protection	DC: Optional / AC: Type II					
GENERAL DATA						
Dimensions (W*H*D) / mm	425*351*160					
Weight / kg	13.7	13.7	13.7	13.7	14	14
Noise Emission (Typical) / dB(A)	<20	<20	<20	<20	<25	<25
User Interface	LCD & LED or LED					
DC Connection Type	MC4	MC4	MC4	MC4	MC4 (SUNCLIX, H4 optional)	MC4 (SUNCLIX, H4 optional)
AC Connection Type	Plug-in Connector included					
Communication	Wi-Fi Stick included					
Cooling Method	Fanless					
Operating Ambient Temperature / °C	-25- +60					
Allowable Relative Humidity Range	0% to 100%					
Max. Operating Altitude / m	2000 (>2000 Derating)					
Degree of Protection (IEC 60529)	IP65					
Climatic Category (IEC 60721-3-4)	4K4H					
Isolation Method	Transformerless					
Stand-by Consumption / W	<1					

W-HPT | 15-25K

Three-Phase Grid-Tied with 2 MPPTs



Features



10 Years
Warranty



Aluminum Alloy
Die Casting



Max. DC Overload
50%



Peak Efficiency
98.6%



Easy to
Install and Service

Block Diagram



MODEL	W-HPT-15K	W-HPT-20K	W-HPT-25K
INPUT / DC			
Max. PV Power / Wp	22500	30000	30000
Max. Input Voltage / V	1000		
MPP Voltage Range / V	150-900		
Min. Input Voltage / V	150		
Start Up Voltage / V	180		
Full Load MPP Voltage Range / V	330-900	430-900	500-900
Nominal DC-Input Voltage / V	620		
Max. Input Current / A	26		
Max. DC Short Circuit Current / A	40		
No. of Independent MPPT Inputs	2		
No. of PV Strings per MPPT	2		
OUTPUT / AC			
Rated Power / W	15000	20000	25000
Max. Apparent AC Power / VA	16500	22000	25000
Rated Grid Voltage / Vac	380/400 3 / 3L-N-PE		
Rated Power Frequency / Hz	50/60		
Max. Output Current / A	24	31.9	36.3
Cosφ	da 0.8ind a 0.8cap		
THDi @ Rated Power	<3%		
EFFICIENCY			
Max. Efficiency	98.6%		
Med. Efficiency	98.2%		
PROTECTION FUNCTION			
Anti-Islanding Protection	Integrated		
Input Reverse Polarity Protection	Integrated		
Insulation Resistance Detection	Integrated		
Residual Current Monitoring	Integrated		
Output Over Current Protection	Integrated		
Output Short Circuit Protection	Integrated		
Output Over Voltage Protection	II (DC), III (AC)		
Surge Protection	DC: Optional / AC: Type II		
GENERAL DATA			
Dimensions (W*H*D) / mm	425*351*200		
Weight / kg	20		
Noise Emission (Typical) / dB(A)	<45		
User Interface	LCD & LED or LED		
DC Connection Type	MC4		
AC Connection Type	Plug-in Connector Included		
Communication	Wi-Fi Stick Included		
Cooling Method	Smart Fan Cooling		
Operating Ambient Temperature / °C	-25 ~ +60		
Allowable Relative Humidity Range	0% to 100%		
Max. Operating Altitude / m	2000 (>2000 Derating)		
Degree of Protection (IEC 60529)	IP65		
Climatic Category (IEC 60721-3-4)	4K4H		
Isolation Method	Transformerless		
Stand-by Consumption / W	<1		

W-HPT | 30-50K

Three-Phase Grid-Tied with 4 MPPTs



Features



10 Years Warranty



Aluminum Alloy Die Casting



Max. DC Overload 50%



Peak Efficiency 98.8%



Easy to Install and Service

Block Diagram



MODEL	W-HPT-30K	W-HPT-33K	W-HPT-36K	W-HPT-40K	W-HPT-50K
INPUT / DC					
Max. PV Power / Wp	49500	49500	54000	60000	65000
Max. Input Voltage / V	1100				
MPP Voltage Range / V	150-1000				
Min. Input Voltage / V	160				
Start Up Voltage / V	180				
Full Load MPP Voltage Range / V	330-900	330-900	380-900	430-900	500-900
Nominal DC-Input Voltage / V	620				
Max. Input Current / A	30 x 3	30 x 3	30 x 3	30 x 4	30 x 4
Max. DC Short Circuit Current / A	45 x 3	45 x 3	45 x 3	45 x 4	45 x 4
No. of Independent MPPT Inputs	3	3	3	4	4
No. of PV Strings per MPPT	2				
OUTPUT / AC					
Rated Power / W	30000	33000	36000	40000	50000
Max. Apparent AC Power / VA	33000	36300	39600	44000	50000
Rated Grid Voltage / Vac	380/400 3 / 3L-N-PE o 3 / 3L-PE				
Rated Power Frequency / Hz	50/60				
Max. Output Current / A	50	55	60	66,7	80
Cosφ	da 0.8ind a 0.8cap				
THDi @ Rated Power	<3%				
EFFICIENCY					
Max. Efficiency	98.7%	98.7%	98.7%	98.7%	98.8%
Med. Efficiency	98.3%	98.3%	98.3%	98.3%	98.4%
PROTECTION FUNCTION					
Anti-Islanding Protection	Integrated				
Input Reverse Polarity Protection	Integrated				
Insulation Resistance Detection	Integrated				
Residual Current Monitoring	Integrated				
Output Over Current Protection	Integrated				
Output Short Circuit Protection	Integrated				
Output Over Voltage Protection	II (DC), III (AC)				
Surge Protection	DC: Optional / AC: Type II				
GENERAL DATA					
Dimensions (W*H*D) / mm	580*435*242				
Weight / kg	38	38	38	40	40
Noise Emission (Typical) / dB(A)	<45				
User Interface	LCD & LED or LED				
DC Connection Type	MC4				
AC Connection Type	Plug-in Connector Included				
Communication	Stick Wi-Fi included				
Cooling Method	Smart Fan Cooling				
Operating Ambient Temperature / C°	-25 ~ +60				
Allowable Relative Humidity Range	0% to 100%				
Max. Operating Altitude / m	2000 (>2000 Derating)				
Degree of Protection (IEC 60529)	IP65				
Climatic Category (IEC 60721-3-4)	4K4H				
Isolation Method	Transformerless				
Stand-by Consumption / W	<1				



W-HHS

Single-Phase High-Voltage Hybrid Inverters

W-HHS | 3-6K

Single-Phase Hybrid with High-Voltage Batteries



Features



5 Years Warranty



Peak Efficiency 97.6%



Max. DC Overload 50%

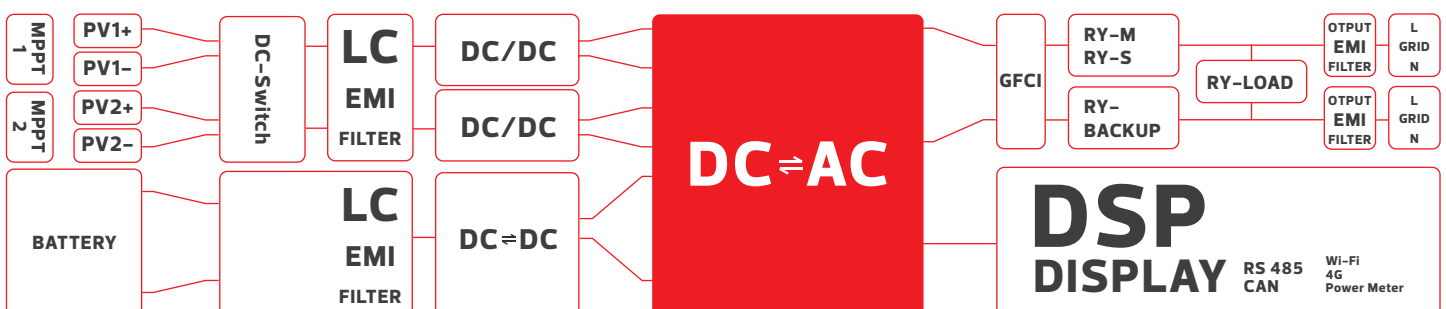


Aluminum Alloy Die Casting



Easy to Install and Service

Block Diagram



MODEL	W-HHS 3000	W-HHS 3680	W-HHS 5000	W-HHS 6000
BATTERY INPUT DATA				
Battery Type	Li-Ion			
Battery Voltage Range / V	80 - 480			
Start Up Voltage / V	70			
Max. Charging/Discharging Current / A	25			
Charging Strategy for Li-Ion Battery	Auto-Adaption to BMS			
INPUT / DC				
Max. PV Power / Wp	4950	5520	7500	9600
Max. Input Voltage / V	600			
MPP Voltage Range / V	80-520			
Min. Input Voltage / V	70			
Start Up Voltage / V	125			
Nominal DC-Input Voltage / V	360			
Max. Input Current / A	13			
Max. Short DC Current / A	20			
No. of Independent MPPT Inputs	2			
No. of PV Strings per MPPT	1			
OUTPUT (AC TO GRID)				
Rated Power to Grid / W	3000	3680	5000	6000
Max. Apparent AC Power to Grid / VA	3300	3680	5500	6600
Max. Apparent AC Power from Grid / VA	6600	7360	8500	10000
Rated Grid Voltage / vac	220/230/240			
Rated Power Frequency / Hz	50/60			
Max. Output Current to Grid / A	15	16	23	27.3
Max. AC Current from Grid / A	30	32	36	40
Cosφ	0.8ind to 0.8cap			
THDi@ Rated Power	<3%			
OUTPUT (AC TO LOADS)				
Max. Apparent Output Power / VA	3300	3680	5000	6000
Peak Apparent Output Power / VA	3960	4416	6000	7200
Rated Power Frequency / Hz	50/60			
Max. Output Current / A	15	16	23	27.3
Automatic Switch Time / ms	<10			
Nominal Output Voltage / V	230 (±2%)			
Nominal Output Frequency / Hz	50/60(±0.2%)			
THDv @ Linear Load	<3%			
EFFICIENCY				
Max. Efficiency	97.6%			
Med. Efficiency	97.4%			
PV Max MPPT Efficiency	99.9%			
Battery Charged by PV Max. Efficiency	98.0%			
Battery Charge/Discharge From/To AC Max. Efficiency	97.0%			

PROTECTION FUNCTION	
Anti-Islanding	Integrated
Insulation Resistance Detection	Integrated
Residual Current Monitoring	Integrated
Output Over Current	Integrated
Output Over Voltage	II (DC), III (AC)
Output Short Circuit	Integrated
Surge Protection	DC: Optional / AC: Type II
GENERAL DATA	
Dimensions (W*H*D) / mm	425*351*160
Weight / kg	13.8
Noise Emission (typical) / dB (A)	<25
User interface	LED&LCD
DC Connection Type	MC4 (SUNCLIX, H4 Optional)
Battery Connection Type	SUNCLIX
AC Connection Type	Plug-in connector included
Communication with Cloud	Wi-Fi Stick included
Communication with BMS	CAN, RS485
Communication with Power Meter	RS485
Cooling Method	Fanless
Operating Ambient Temperature / C°	-25 ~ +60
Relative Humidity	0% - 100%
Max. Operating Altitude / m	3000 (> 3000 Derating)
Degree of Protection (IEC 60529)	IP65
Climatic Category (IEC 60721-3-4)	4K4H
Topology	Transformerless
Stand-by Consumption / W	<5

Compatible with:





W-HHT

Three-Phase High-Voltage Hybrid Inverters

W-HHT | 5-10K

Three-Phase High-Voltage Hybrid Inverter



Features



5 Years Warranty



Peak Efficiency 98.2%



Max. DC Overload 50%

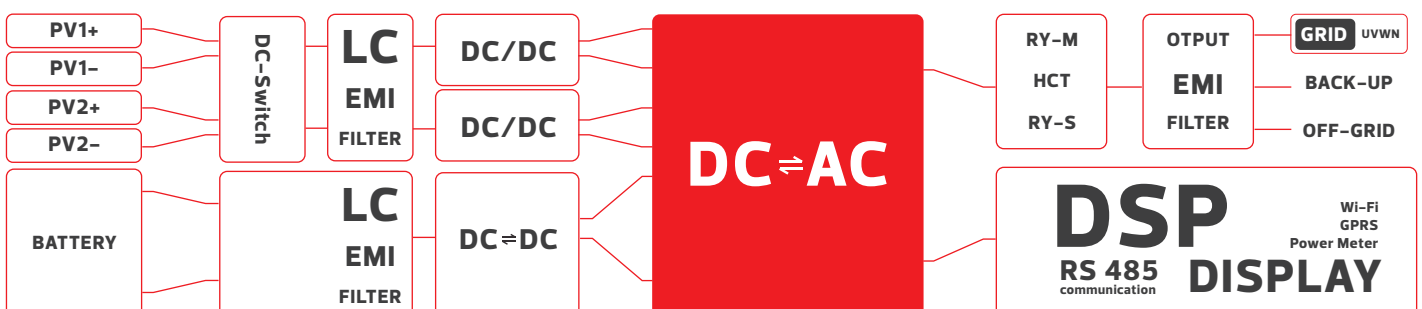


Aluminum Alloy Die Casting



Easy to Install and Service

Block Diagram



MODEL	W-HHT 5000	W-HHT 6000	W-HHT 8000	W-HHT 10000
BATTERY INPUT DATA				
Battery Type	Li-Ion			
Battery Voltage Range / V	160-800			
Start Up Voltage / V	160			
Max. Charging/Discharging Current / A	25/25			
Charging Strategy for Li-Ion Battery	Self-adaption to BMS			
INPUT / DC				
Max. PV Power / Wp	7500	9000	12000	15000
Max. Input Voltage / V	1000			
MPP Voltage Range / V	150-850			
Min. Input Voltage / V	145			
Start Up Voltage / V	180			
Nominal DC-Input Voltage / V	620			
Max. Input Current / A	15 for string			
Max. DC Short Circuit Current / A	20 for string			
No. of Independent MPPT Inputs	2			
No. of PV Strings per MPPT	1/1			
OUTPUT (AC TO GRID)				
Rated Power to Grid / W	5000	6000	8000	10000
Max. Apparent AC Power to Grid / VA	5500	6600	8800	11000
Max. Apparent AC Power from Grid / VA	11000	13200	16500	16500
Rated Grid Voltage / Vac	380/400			
Grid Connection	3 / 3L-N-PE			
Rated Power Frequency / Hz	50/60			
Max. Output Current to Grid / A	8,5	10	13,5	16
Max. AC Current from Grid / A	17	20	23	23
Cosφ	0.8ind to 0.8cap			
THDi@ Rated Power	<3%			
OUTPUT (AC TO LOADS)				
Rated Power / W	5000	6000	8000	10000
Peak Apparent Output Power @60" / VA	10000	12000	15000	15000
Rated Power Frequency / Hz	50/60			
Max. Output Current / A	8.5	10	13.5	16
Automatic Switch Time / ms	<10			
Nominal Output Voltage / V	380/400			
Nominal Output Frequency / Hz	50/60			
THDv @ Linear Load	<3%			
EFFICIENCY				
PV Max. Efficiency	98.0%	98.0%	98.2%	98.2%
Battery Charge/Discharge From/To AC Max. Efficiency	97.6%			

PROTECTION FUNCTION	
Anti-Islanding Protection	Integrated
Insulation Resistance Detection	Integrated
Residual Current Monitoring	Integrated
Output Over Current Protection	Integrated
Output Short Circuit Protection	Integrated
Over Voltage Protection	II (DC), III (AC)
Surge Protection	AC: Type II
GENERAL DATA	
Dimensions (W*H*D) / mm	425*351*200
Weight / kg	16
Noise Emission (typical) / dB (A)	<25
User interface	LED
DC Connection Type	MC4
Battery Connection Type	SUNCLIX
AC Connection Type	Plug-in connector included
Communication with Cloud	Wi-Fi Stick included
Communication with BMS	CAN, RS485
Communication with Power Meter	RS485
Cooling Method	Fanless
Operating Ambient Temperature / C°	-25 ~ +60
Relative Humidity	0% - 100%
Max. Operating Altitude / m	3000 (> 3000 Derating)
Protection Class (IEC 60529)	IP65
Climatic Category (IEC 60721-3-4)	4K4H
Topology	Transformerless
Night Consumption / W	<5

Compatible with:

