









375~390W

M10 solar modules Aquaman series
Mono MBB **N-type** large size half cut
double glass module

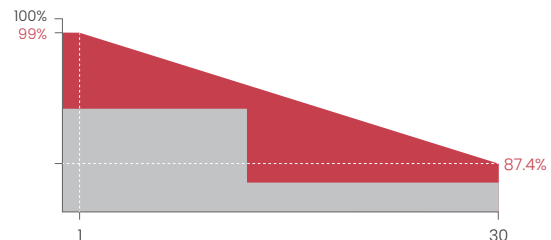
Excellent technical advantages and system design scheme to achieve high reliability, power generation effective gain and EPC cost reduction. Products can match different installation conditions, taking into account high adaptability and high compatibility. With mature support and inverter scheme, customized design for industrial and commercial and centralized ground power stations.

MODULE CHARACTER

-  PID Resistance
-  Salt mist resistance/Ammonia resistance /dust and hail resistance
-  Production process reliability test
-  0~+5W Positive Tolerance
-  Mono MBB half cut
-  Reduce BOS cost increase ROI
-  Non-destructive cutting

CERTIFICATION

IEC61215/IEC61730
ISO9001:Quality Management System
ISO14001:Environmental Management System
ISO45001:Occupational Health and Safety Management System



Linear performance warranty



Product warranty

SUNRISE ENERGY CO., LTD

TEL: +86-519-81688389 E-mail: info@sunriseenergy.cn

ADD: No.20 Tongzi River West Road, Zhonglou Development Zone, Changzhou, Jiangsu



Module Type	SR-48M375NHLPro		SR-48M380NHLPro		SR-48M385NHLPro		SR-48M390NHLPro	
Module Efficiency (%)	21.07		21.35		21.63		21.91	
Tolerance (W)	0~+5		0~+5		0~+5		0~+5	
Test Environment	STC	NOCT	STC	NOCT	STC	NOCT	STC	NOCT
Maximum Power Pmax(W)	375	282.90	380	286.67	385	290.44	390	294.21
Open Circuit Voltage Voc(V)	34.45	32.90	34.68	33.12	34.91	33.34	35.14	33.56
Short Circuit Current Isc(A)	13.92	11.24	14.02	11.32	14.11	11.39	14.20	11.46
Maximum Power Voltage Vm(V)	28.46	26.71	28.65	26.88	28.84	27.06	29.03	27.24
Maximum Power Current Im(A)	13.18	10.63	13.27	10.70	13.36	10.77	13.44	10.84
Cell Type (mm)	MBB(Mono-Crystalline Silicon)							
Number of Cells (Pcs)	96(6×16)							
Maximum System Voltage(V)	DC1500							
Temp.Coeff.of Voc (%/°C)	-0.249							
Temp.Coeff.of Isc (%/°C)	0.045							
Temp.Coeff.of Pm (%/°C)	-0.3							
Operating Temperature(°C)	-40 to 85							
Nominal Operating Cell Temperature(NOCT) (°C)	45±2							
Max.Series Fuse (A)	25							
Pressure Bearing(Pa)	5400							
Wind Bearing (Pa)	2400							

STC: Irradiance 1000W/m², Cell temperature 25°C, AM1.5
 NOCT: Irradiance 800W/m², Ambient temperature 20°C, Wind speed 1m/s

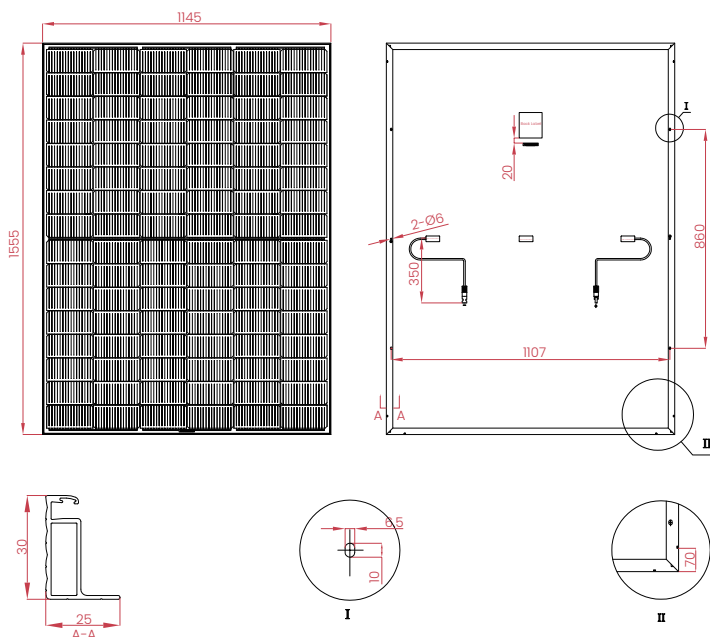
MATERIAL DETAILS

Frame	Anodized aluminum	Net length of Cable	350mm or as customer's requirements
Cell	6×16pcs mono solar cell	Junction Box	IP≥68, TÜV & UL
Diode quantity	3	Cable&Connector	4mm ² , EVO2 or EVO2 compatible
Glass	2×2.0mm Anti-Reflection Coating Heat Strengthened Glass		

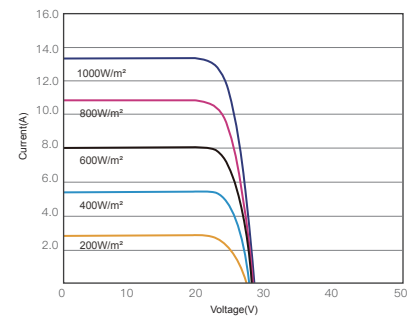
PACKING DETAILS

Dimension	1555×1145×30mm	Weight	21.5kg
Loading Capacity	1008pcs/40HC	Packing	36pcs/pallet

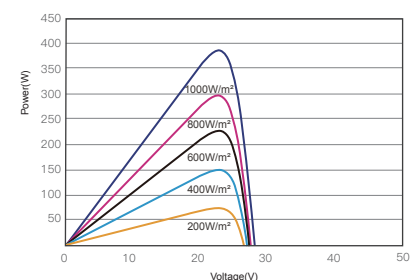
ENGINEERING DRAWINGS



IV CURVES



I-V CURVES OF PV MODULE(385W)



P-V CURVES OF PV MODULE(385W)