

# ETERNAL SHINE Series

Monofacial PV Modules  
MBB P-Type PERC Half-cut

ASM-M10-144-AAA (AAA=520-545)  
144 Cells | 520-545 Wp

## Highlights



MBB cell technology with 10BB, smart soldering



High module conversion efficiency upto 21.22%



Excellent low light performance



Least degradation for LID & LeTID with Ga Doped wafer technology

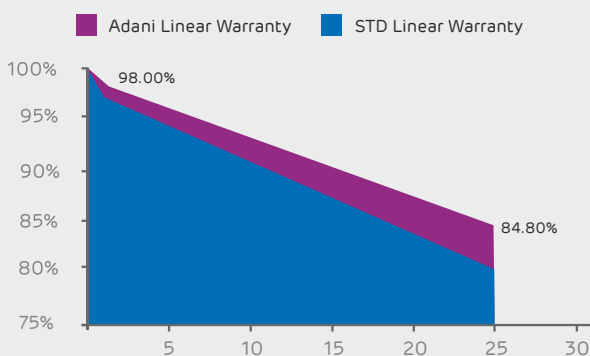


Excellent anti-micro cracking performance with more balanced interior stress: grid pattern current path, lower cost

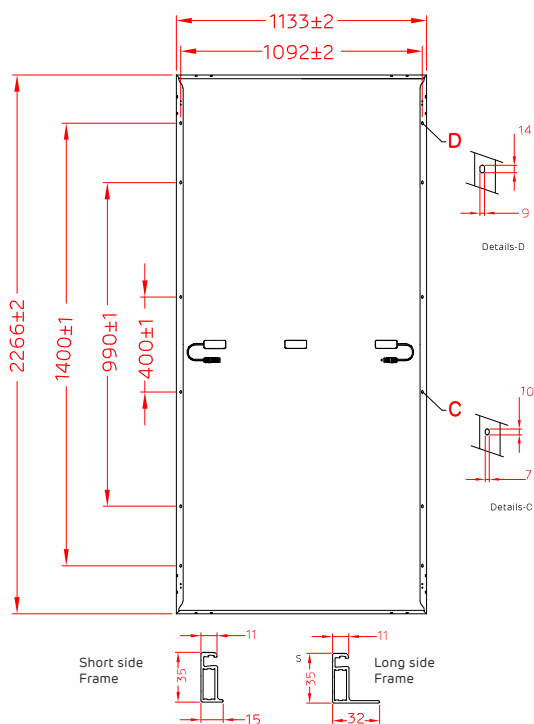


Excellent PID resistance

## Warranty based on Power



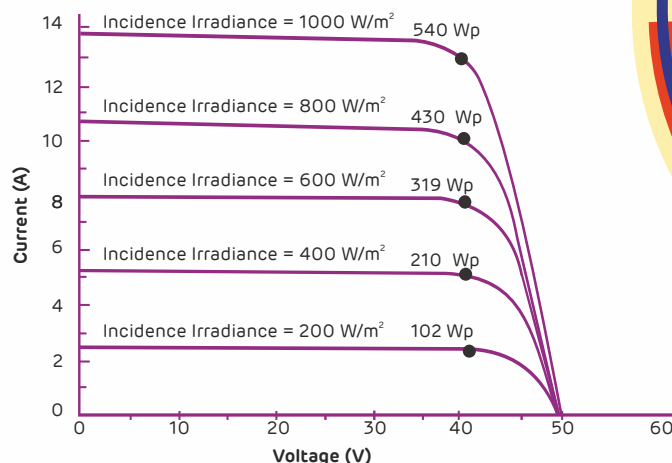
### Dimensions in mm



## Technical Data

### Multi irradiance curve Monofacial M10-144 HC Cell Module

Cell temp: 25°C



### Electrical data – All data measured to STC\*

Electrical Specification	Only front (STC)					
Peak power, (0 ~+ 4.99 Wp)						
Pmax(Wp)	520	525	530	535	540	545
Maximum voltage, Vmpp (V)	41.18	41.34	41.49	41.64	41.80	41.94
Maximum current, Impp (A)	12.65	12.72	12.79	12.86	12.93	13.01
Open circuit voltage, Voc (V)	48.60	48.78	48.95	49.12	49.32	49.48
Short circuit current, Isc (A)	13.41	13.48	13.55	13.63	13.71	13.79
Module efficiency (%)	20.25	20.44	20.64	20.83	21.03	21.22

\*STC: Irradiance 1000 W/m², cell temperature 25°C, Air mass AM 1.5 according to EN 60904-3. Average efficiency reduction is approx. 3% at 200 W/m² according to EN 60904-1. Expect Pmpp, all other parameter have tolerance of +/-3%, measurement uncertainty <3%.

### Electrical Characteristics at NOCT\*\*

Electrical Specification	Pmax gain from rear side*					
Pmax(Wp)-NOCT	390	393	397	401	405	408
Maximum voltage, Vmpp (V)	38.39	38.54	38.68	38.82	38.98	39.10
Maximum current, Impp (A)	10.16	10.22	10.27	10.33	10.38	10.46
Open circuit voltage, Voc (V)	45.43	45.76	45.92	46.09	46.28	46.42
Short circuit current, Isc (A)	10.90	10.96	11.02	11.08	11.13	11.22

\*\*NOCT irradiance 800 W/m², ambient temperature 20°C, wind speed 1 m/sec  
All parameter have a tolerance of +/-3 %, measurement uncertainty <3 %

### Packaging Configuration

Container	40'HC	
Pallets / Container	20	Pieces / Container 620

#### Note:

- The specifications included in this datasheet are subject to change without notice.
- The electrical data given here is for reference purpose only.
- Please confirm your exact requirements with the sales representative while placing your order.

#### \*Caution:

Please read safety and installation instructions before using the product.

### Temperature co-efficients (Tc) and permissible operating conditions

Tc of open circuit voltage (β)	-0.28% /°C
Tc of short circuit current (α)	0.048% /°C
Tc of power (γ)	-0.37% /°C
Maximum system voltage	1500 V (IEC & UL)
NOCT	45°C ± 2°C
Temperature range	-40°C to + 85°C

### Mechanical data

Length	2266 mm
Width	1133 mm
Height	35 mm
Weight	28.0 kg
Junction box	IP68; Junction box
Cable and connectors	300 mm length cable, MC4 compatible connectors
Application class	Class A (Safety class II)
Superstrate	High transmittance ARC glass-3.2 mm
Cells	144 Half-cut mono-crystalline P-type PERC monofacial solar cells; Multi bus bar
Encapsulation	High volume resistivity and low MVTR
Substrate	White Backsheet
Frame	Anodized Frame
Design Mechanical load	3600 Pa-downward; 1600 Pa-upward
Safety Factor for Mechanical load	1.5
Maximum series fuse rating	25 A

#### \*\* Warranty:

Please read Adani solar warranty documents thoroughly.

## Warranty and certifications

**Product warranty\*\*** 12 years of product warranty

**Performance warranty\*\*** Power degradation <2.0% in first year and <0.55% / year in 2-25 years

**Approvals and certificates :**

IEC 61215, IEC 61730, UL 61215, UL 61730, BIS, IEC 61853-1, IEC 62782, IEC 61701, IEC 61853-2, IEC 60068-2-68, IEC 62716

