

UKS-S132/M12H-xxx

650-670w

210mm cells half cut cell technology



Product Advantages



High customer value

Lower LCOE (Levelized Cost Of Energy), reduced BOS (Balance Of System) cost, shorter payback time
 Lower guaranteed first year and annual degradation
 Designed for compatibility with existing mainstream system components
 Higher return on Investment

21.6%

Module efficiency

670W

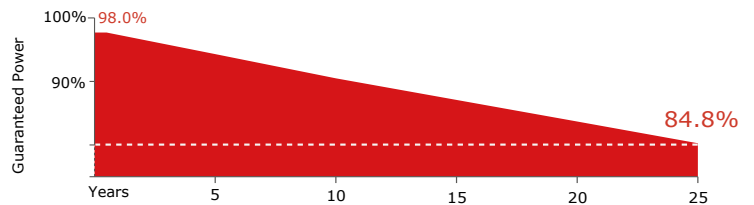
Highest power output



High power up to 670W

Large area cells based on 210mm silicon wafers and half-cut cell technology
 Up to 21.6% module efficiency with high density interconnect technology
 Multi-busbar technology for better light trapping effect, lower series resistance and improved current collection

Performance Warranty



High reliability

Minimized micro-cracks with innovative non-destructive cutting technology Ensured PID resistance through cell process and module material control Resistant to harsh environments such as salt, ammonia, sand, high temperature and high humidity areas. Mechanical performance up to 5400 Pa positive load and 2400 Pa negative load



High energy yield

Excellent IAM(Incident Angle Modifier) and low irradiation performance, validated by 3rd party certifications
 The unique design provides optimized energy production under inter-row shading conditions

- 2.00%

First year power degradation

- 0.55%

Annual degradation

12

Years

Materials and workmanship warranty

30

Years

Linear power warranty



LOW RISK BRITISH PROCUREMENT



BRITISH TECHNICAL SUPPORT



ALWAYS GRADE "A" CELLS




BRITISH QUALITY STANDARDS

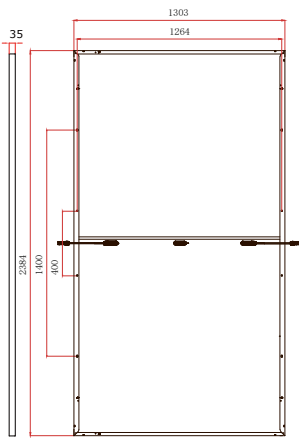


UKS-132/M12H-xxx

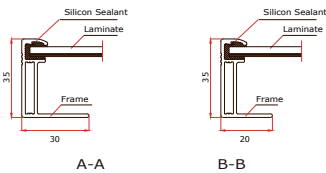
DIMENSIONS OF PV MODULE(mm)



Front View



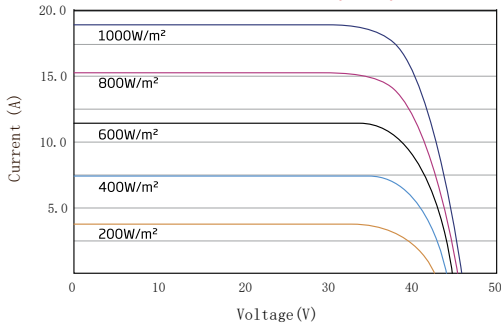
Back View



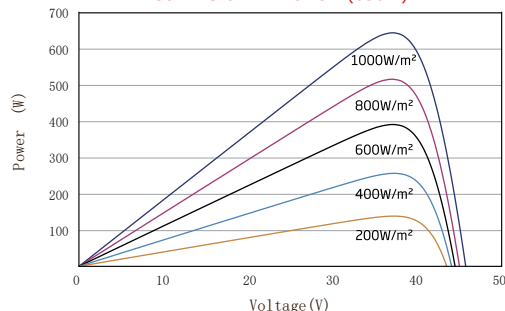
A-A

B-B

I-V CURVES OF PV MODULE(650W)



P-V CURVES OF PV MODULE(650W)



ELECTRICAL DATA (STC)

Peak Power Watts- $P_{MAX}(W_p)^*$	650	655	660	665	670
Power Tolerance- $P_{MAX}(W)$	0 ~ +5				
Maximum Power Voltage- $V_{MPP}(V)$	37.4	37.6	37.8	38.0	38.2
Maximum Power Current- $I_{MPP}(A)$	17.39	17.43	17.47	17.51	17.55
Open Circuit Voltage- $V_{OC}(V)$	45.3	45.5	45.7	45.9	46.1
Short Circuit Current- $I_{SC}(A)$	18.44	18.48	18.53	18.57	18.62
Module Efficiency η_m (%)	20.9	21.1	21.2	21.4	21.6

STC: Irradiance 1000W/m², Cell Temperature 25°C, Air Mass AM1.5.

*Measuring tolerance:± 3%.

ELECTRICAL DATA (NOCT)

Maximum Power- $P_{MAX}(W_p)$	492	496	500	504	508
Maximum Power Voltage- $V_{MPP}(V)$	34.9	35.1	35.3	35.4	35.6
Maximum Power Current- $I_{MPP}(A)$	14.09	14.13	14.17	14.22	14.26
Open Circuit Voltage- $V_{OC}(V)$	42.7	42.9	43.0	43.2	43.4
Short Circuit Current- $I_{SC}(A)$	14.86	14.89	14.93	14.96	15.01

NOCT: Irradiance at 800W/m², Ambient Temperature 20°C, Wind Speed 1m/s.

MECHANICAL DATA

Solar Cells	Monocrystalline
No. of cells	132 cells
Module Dimensions	2384x1303x35mm
Weight	33.9 kg
Glass	3.2 mm, High Transmission, AR Coated Heat Strengthened Glass
Encapsulant Material	EVA
Backsheet	White
Frame	35 mm Anodized Aluminium Alloy
J-Box	IP 68 rated
Cables	Photovoltaic Technology Cable 4.0mm ² Cable length 350mm or customized length
Connector	MC4 Compatible

TEMPERATURE RATINGS

NOCT(Nominal Operating Cell Temperature)	43°C (± 2°C)
Temperature Coefficient of P_{MAX}	- 0.34%/C
Temperature Coefficient of V_{OC}	- 0.25%/C
Temperature Coefficient of I_{SC}	0.04%/C

(Do not connect Fuse in Combiner Box with two or more strings in parallel connection)

MAXIMUM RATINGS

Operational Temperature	-40~+85 C
Maximum System Voltage	1500V DC (IEC)
Max Series Fuse Rating	30A

WARRANTY

12 year Product Workmanship Warranty
25 year Power Warranty
2% first year degradation
0.55% Annual Power Attenuation

(Please refer to product warranty for details)

PACKAGING CONFIGURATION

Modules per box: 31 pieces
Modules per 40' container: 558 pieces

+44 (0)1753 910327 | info@uksol.uk | www.uksol.uk | WhatsApp: +44 (0)7949 489911

UKSOL and the UKSOL logo are registered trademarks of UKSOL Ltd.