


Tarzan Pro

N-Type

S9-132GANT 680~700W

Bifacial Dual Glass

Mono Module



700W

Maximum Power Output

22.53%

Maximum Module Efficiency

0~+5W

Power Output Tolerance

IEC61215, IEC61730
 ISO9001:2015: Quality Management System
 ISO14001:2015: Environment Management System
 ISO45001:2018: Occupational health and safety management systems



10%-30% Additional Power Generation

- 30 years lifespan brings 10-30% additional power generation comparing with conventional P-type module



Outstanding Low Light Performance

- Higher power output even under low-light environments like on cloudy or foggy days.



Zero LID (Light Induced Degradation)

- N-type solar cell has no LID naturally which can increase power generation



Better Temperature Coefficient

- Higher power generation under working conditions, thanks to passivating contact cell technology



PID Resistance

- Excellent Anti-PID performance guarantee via optimized mass-production process and materials control



Enhanced Mechanical Load

- Certified to withstand: wind load (2400 Pascal) and snow load (5400 Pascal)



Lower LCOE

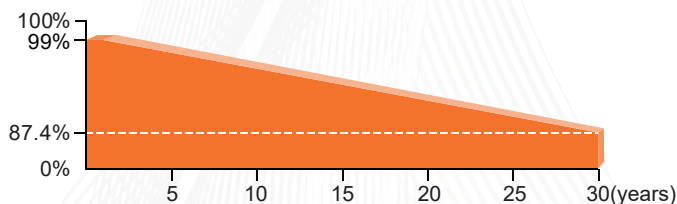
- Higher bifaciality, higher power output and lower BOS cost



Wider Applicability

- More application scenes like BIPV, vertical installation, snowfield, high-humid, windy and dusty area

Linear Performance Warranty



12 Years Product Warranty on Materials and Workmanship

30 Years Linear Performance Warranty

0.40% Subsequent Annual Degradation

Tarzan Pro

RS680~700S9-132GANT

Electrical Properties(STC*)

Power Output(Wp)	680	685	690	695	700
Max Power Tolerance(W)	0-5	0-5	0-5	0-5	0-5
Module Efficiency(%)	21.89	22.05	22.21	22.37	22.53
Voltage Mpp-Vmpp(V)	38.55	38.74	38.94	39.13	39.33
Current Mpp-Impp(A)	17.64	17.68	17.72	17.76	17.80
Voltage Open Circuit-Voc(V)	46.50	46.69	46.88	47.07	47.26
Short Circuit Current-Isc(A)	18.69	18.74	18.79	18.84	18.89

*STC: Irradiance 1000W/m², Cell Temperature 25°C, AM 1.5

Electrical Properties(NOCT*)

Power Output(Wp)	513	517	521	525	529
Voltage Mpp-Vmpp(V)	36.15	36.36	36.56	36.74	36.94
Current Mpp-Impp(A)	14.19	14.22	14.25	14.29	14.32
Voltage Open Circuit-Voc(V)	44.37	44.56	44.75	44.94	45.13
Short Circuit Current-Isc(A)	15.05	15.09	15.13	15.17	15.21

*NOCT: Irradiance 800W/m², Ambient Temperature 20°C, Wind Speed 1m/s

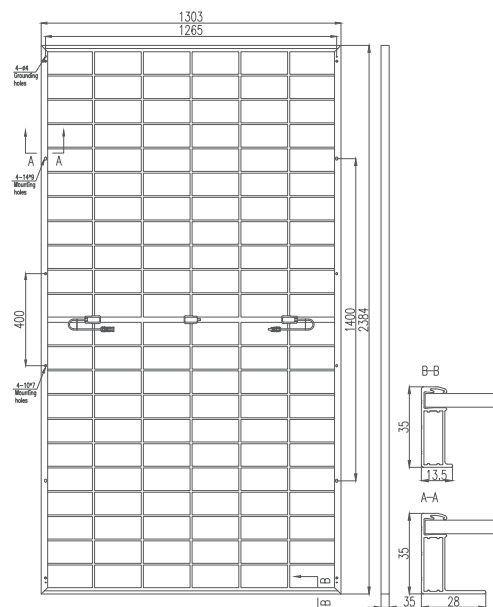
With Different Power Generation Gain (regarding 690W as an example)

Power Gain (%)	Power Output (Wp)	Voltage Mpp-Vmpp (V)	Current Mpp-Impp (A)	Voltage Open Circuit-Voc (V)	Short Circuit Current-Isc (A)
10	759	38.94	19.49	46.88	20.67
15	794	38.94	20.38	46.88	21.61
20	828	38.94	21.26	46.88	22.55
25	863	38.94	22.15	46.88	23.49
30	897	38.94	23.04	46.88	24.43

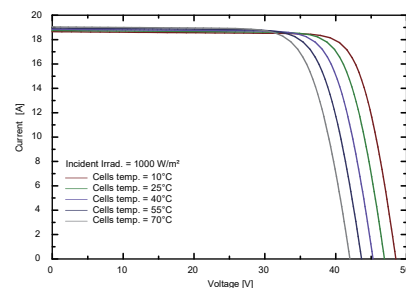
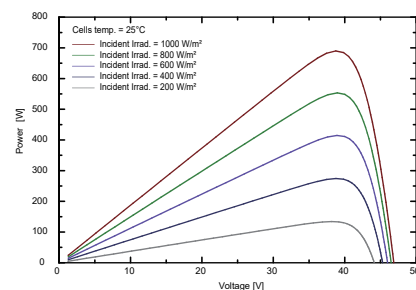
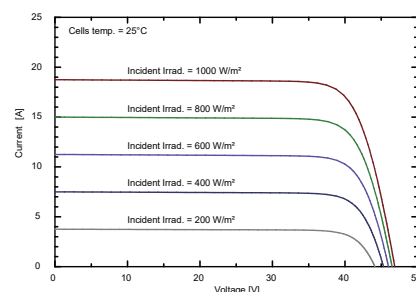
Packaging Configuration

Packing Type	40'HQ
Piece/Pallet	31
Piece/Container	558

Engineering Drawing (mm)



Characteristic Curves(690W)



Mechanical Properties

Cell Size	210mm*105mm
Number of Cells	132 [2 x (11 x 6)]
Module Dimension	2384*1303*35mm
Weight	38kg
Front Glass	2.0mm, Anti-Reflection Coating
Rear Glass	2.0mm, Heat Strengthened Glass
Frame	Anodized Aluminium Alloy
Junction Box	IP68 (3 diodes)
Cable Length	TUV 1x4.0mm ² , (+):300mm/ (-):200mm or Customized length

Operating Properties

Operating Temperature	-40°C~+85°C
Maximum System Voltage	1500V DC (IEC)
Maximum Series Fuse Rating	30A
Power Tolerance	0~+5W
Bifaciality	75±5%

Temperature Coefficient

Temperature Coefficient of Pmax	-0.310%/°C
Temperature Coefficient of Voc	-0.26%/°C
Temperature Coefficient of Isc	0.046%/°C
Nominal Operating Cell Temperature (NOCT)	42±2°C