




Exiom Solution diseña, fabrica y distribuye la más alta calidad en Energía Solar.

La alta eficiencia de nuestras células solares nos permite producir diferentes tipos de paneles para a su vez dar la mayor eficiencia posible a sus instalaciones.

Exiom Solution designs, manufactures and delivers high-performance solar electric technology worldwide.

Our high-efficiency solar cell let us manufacture the different kinds of panels to get the most efficient in your installations.



DATOS MECÁNICOS MECHANICAL SPECIFICATIONS

Dimensiones | Dimensions: 1754*1096

Max. Voltaje | Max. system Voltage: 1500 VDC

Peso | Weight: 21 kg

No máx. de series | Max. Series Fuse Rating: 20A

Cristal | Glass: High Transmission glass 3.2mm

Cap. max. de carga | Max. load capacity: Snow 5400Pa/Wind 2400Pa

Cable | Cable: 4mm²


Temp. funcionamiento | Operating temperature: -40-+85°C


Caja de conexiones | Junction box: IP 68,3

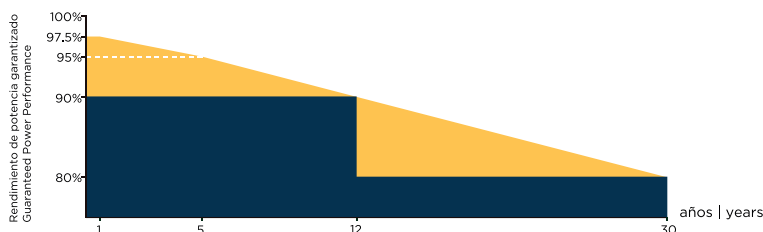
Seguridad | Safety Class: II

Conector | Connector: TS4 / MC4 EVO2

GARANTÍA DE RENDIMIENTO LINEAL LINEAR PERFORMANCE WARRANTY

 Garantía de rendimiento lineal
Lineal performance warranty

 Garantía de rendimiento estandar
Standard performance warranty



CERTIFIED
IEC
61730 Ed.1

CERTIFIED
IEC
61215 Ed.2



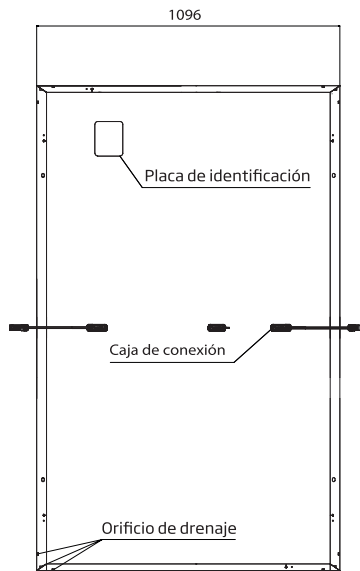
Anti-PID
System voltage durability
PPP 56042



Especificaciones sujetas a cambios técnicos y pruebas.
Exiom Solution se reserva el derecho de la correcta interpretación final.
Specifications subject to technical changes and tests. Exiom Solution reserves the right of final interpretation.

HEAD OFFICE: C/ SAN FRANCISCO, 5 - 5. 33003. OVIEDO
PHONE: +34 984 033 709 WWW.EXIOMSOLUTION.COM

EX390-410M(B)-120(HC)(210)



TIPO TYPE	EX390-120(HC)210	EX395-120(HC)210	EX400-120(HC)210	EX405-120(HC)210	EX410-120(HC)210
STC 1000 W/M2. Module Temperature 25°C A.M.1,5					
Potencia de salida Power output	390	395	400	405	410
Max. potencia tolerada Max. power tolerance (%)	(0, +5)				
Eficiencia módulo Module efficiency (%)	20.3	20.5	20.8	21.1	21.3
Voltage Máximo voltage, VMP (V)	33.8	34.0	34.2	34.4	34.6
Intensidad máxima actual Current, IMP (A)	11.54	11.62	11.70	11.77	11.85
Voltaje circ. abierto Voltage open circuit, VOC (V)	40.8	41.0	41.2	41.4	41.6
Intensidad de cortocircuito Short circuit current, ISC (A)	12.14	12.21	12.28	12.34	12.40
NOCT 800W/M2 Environment. Temperature 20°C A.M. 1,5					
Potencia de salida Power output	295	298	302	306	310
Voltage Máximo voltage, VMP (V)	31.8	32.0	32.2	32.5	32.8
Intensidad máxima actual Current, IMP (A)	9.26	9.32	9.38	9.41	9.46
Voltaje circ. abierto Voltage open circuit, VOC (V)	38.4	38.6	38.8	38.9	39.1
Intensidad de cortocircuito Short circuit current, ISC (A)	9.78	9.84	9.90	9.95	9.99

COEFICIENTES DE TEMPERATURA TEMPERATURE COEFFICIENTS	
Coefficiente de temp. Temp. Coefficient (P _{MAX})	-0.34%/°C
Coefficiente de temp. Temp. Coefficient (ISC)	0.04%/°C
Coefficiente de temp. Temp. Coefficient (VOC)	-0.25%/°C
NOCT	43±2°C

I-V CURVAS CURVES

Temperatura celdas | Cells temperature: 25°C. Current-Voltage & power Voltage Curve (400)

