

EQUINOX2 T

Solar power inverters for three-phase mains connection from 4 to 100 kW

EQUINOX2 T: Energy at the service of productivity

EQUINOX2 T solar inverters present a complete three-phase range, with competitively priced high performance, without sacrificing the slightest bit of quality.

The exceptional design, focused above all on functionality and reduction of thermal stress of the equipment, ensures ease of assembly, minimal installation space, durability, and constant performance. Aesthetically, it has been decided to follow the line of the **EQUINOX2 S/SX** single-phase family, with well-defined shapes and neutral colours, applied with a level of finish consistent with the high quality of the product. The control panel has a large integrated OLED display, offering optimal visibility.

Salicru's primary objective is to always offer cutting-edge technology in all its equipment. Consequently, the selection of components has the most advanced technology (SiC) and the seal of guarantee from the best manufacturers on the planet. The **EQUINOX2 T** series also offers monitoring of the photovoltaic installation through the web portal and the free **EQUINOX** app for smartphones and tablets.

The three-phase range starts at 4kW and goes up to 100kW. With complete and consistent power scaling and selection of MPPTs suited to the most common use cases, the **EQUINOX2 T** series is a great fit for the vast majority of projects.



Applications: Self-consumption for small and medium businesses

The **EQUINOX2 T** series is generally designed to be used both in small (such as small shops or offices) and in larger premises (workshops, supermarkets, medium-sized companies) that decide to take a big step towards green energy thus gaining autonomy of electricity supply, reducing in turn the cost of energy.



SALICRU
SMART
SOLUTIONS

SALICRU

Performances

- Reduced dimensions and weight.
- Wide operating temperature.
- Optimum resistance to corrosion.
- Layout of components oriented to thermal optimization, ensuring longer equipment life.
- Integrated surge protection for DC and AC.
- High-tech components made of Silicon Carbide.
- Scaling of fourteen powers. Adaptable to any type of project.
- From 2 to 10 MPPT trackers (depending on power) with a wide voltage range, adaptable to most roofs and/or surfaces.
- High conversion efficiency and input current adapted to high-performance panels.
- Low start-up voltage: 180 Vdc.⁽¹⁾
- Function to limit surpluses to the integrated network.
- Admits 30% of input power in DC, above the nominal voltage.
- Possibility of delivering 10% more power in addition to the nominal.
- Supervision of the installation via the web and the free EQUINOX app.⁽²⁾
- 10-year warranty, extendable to 20 years.

(1) 200V for 100kW model.

(2) To obtain 24-hour data (generation, network and consumption): a **485/WIFI 24H EQX** communication module and an **ESM3T 90D24 EQX2 / ESM3T 300D50 EQX2** energy meter are required, depending on the model.



Quad Core

Quad Core processing, offering a 200 MHz frequency main module and a high-frequency communication module, with embedded high-speed access memories; all high end features at the heart of our three-phase inverters.

Communication modules

The **485/...EQX2** communication modules transmit the inverter data to the cloud, for subsequent use by the free **EQUINOX** app and the web portal. Two types of assemblies are available: on the inverter itself (only data generation) or on a DIN rail on an AC board (24-hour data: generation, network, and consumption).



High Flexibility

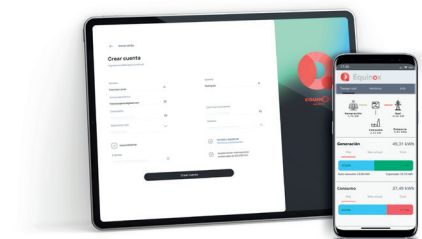
As the power in a photovoltaic installation increases, the number of panels required also increases. Faced with this greater need for space, the lack of availability gives rise to a multitude of variables that complicate the configuration of the strings (differences in orientation, projected shadows, uneven slopes, etc).

The resulting diversity requires greater definition for the differentiated management of each panel group in order to get the most out of the installation.

Accordingly, our **EQUINOX2 T** series offers a greater number of MPPTs (Maximum Power Point Tracker) in relation to the power of the equipment. Reaching up to 10 MPPTs in the 100kW model.

Monitoring from app and website


The free **EQUINOX** app and the website allow monitoring of the current status of the photovoltaic installation to consult log data and monitor in real time the photovoltaic power produced: consumed by load, consumed by the mains, or injected into it. The app also provides data regarding the cost savings achieved as well as the total reduction in CO2. Having the required options, **EQUINOX** allows you to activate the zero reinjection mode in your installation.



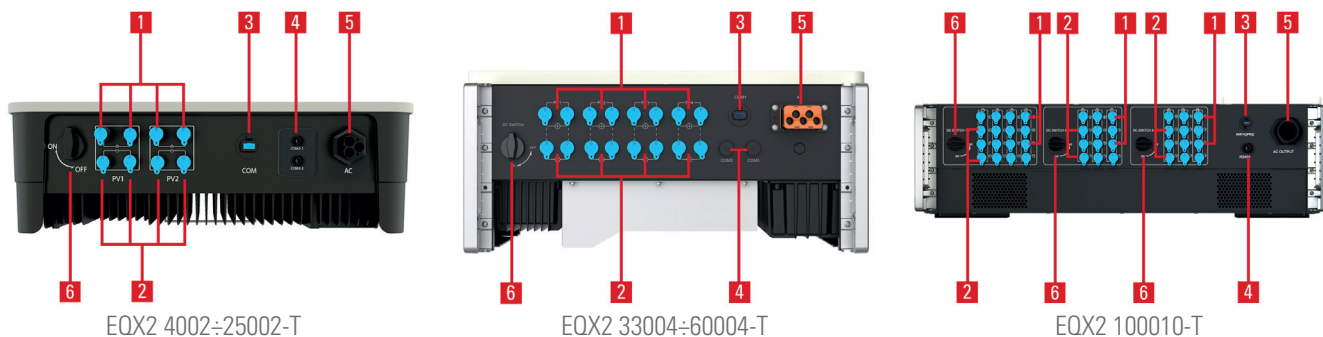
Range

MODEL	CODE	MAXIMUM DC INPUT POWER (W)	MAXIMUM POWER (W)	MAXIMUM APPARENT OUTPUT POWER (VA)	OUTPUT CURRENT (A)	DIMENSIONS (D × W × H mm)	WEIGHT (Kg)
EQX2 4002-T	6B2AB000018	6400	4000	4400	5.8	175 × 550 × 410	23
EQX2 5002-T	6B2AB000019	8000	5000	5500	7.3	175 × 550 × 410	23
EQX2 6002-T	6B2AB000011	9600	6000	6600	8.7	175 × 550 × 410	23
EQX2 8002-T	6B2AB000012	12800	8000	8800	11.6	175 × 550 × 410	23
EQX2 10002-T	6B2AB000013	16000	10000	11000	14.5	175 × 550 × 410	23
EQX2 12002-T	6B2AB000014	19200	12000	13200	17.4	175 × 550 × 410	23
EQX2 15002-T	6B2AB000015	24000	15000	16500	21.7	175 × 550 × 410	26
EQX2 17002-T	6B2AB000026	27200	17000	18700	24.6	175 × 550 × 410	29
EQX2 20002-T	6B2AB000016	32000	20000	22000	29	175 × 550 × 410	29
EQX2 25002-T	6B2AB000017	40000	25000	27500	36.2	175 × 550 × 410	29
EQX2 33004-T	6B2AB000022	52800	33000	36300	47.8	270 × 600 × 400	42
EQX2 40004-T	6B2AB000023	64000	40000	44000	58	270 × 600 × 400	42
EQX2 50004-T	6B2AB000024	80000	50000	55000	72.5	270 × 600 × 400	42
EQX2 60004-T	6B2AB000034	96000	60000	66000	87	270 × 600 × 400	42
EQX2 100010-T	6B2AB000033	160000	100000	110000	144.3	290 × 975 × 680	82

Dimensions



Connections



1. Positive photovoltaic input terminals
2. Negative photovoltaic input terminals
3. Main communication port (communication module connection).
4. Auxiliary communication port (optional).
5. AC / mains output terminal.
6. DC isolator switch.

Technical specifications

MODEL		EQX2 4002÷12002-T	EQX2 15002-T	EQX2 17002÷25002-T	EQX2 33004÷60004-T	EQX2 100010-T
INPUT	Maximum DC input voltage (Vdc)	1100				
	Working-out rank (Vdc)	160 ÷ 1000			180 ÷ 1000	200 ÷ 950
	Inputs per MPPT	1/1	1/2	2/2	2	
	Max. short-circuit current per MPPT	20/20 A	20/40 A	40/40 A	4*40 A	10*40 A
	Starting voltage (Vdc)	180				200
	Nr. MPP trackers	2			4	10
	Input maximum current per tracker (A)	15/15	15/30 ⁽¹⁾	30/30 ⁽¹⁾	4*26 ⁽¹⁾	10*26 ⁽¹⁾
OUTPUT	Power factor	0.8 inductive...0.8 capacitive				
	Network voltage	3x400 V Three-phase (3L, N, PE) ⁽²⁾				
	Voltage ranges	195.5 ÷ 253 V (Ph-N) according to UNE 217002				
	Total harmonic distortion (THDi)	<3%				
	Frequency	50 Hz (45.5 ÷ 55 Hz) / 60 Hz (55 ÷ 65 Hz)				
	Performance EU	97,9% ÷ 98,2%			98,3%	
	Maximum performance	98,1% ÷ 98,6%			98,8%	
	MPPT performance	99,9%				
COMMUNICATION	Ports	RS485, WiFi				
INDICATIONS	Type	2 LED states, display OLED				
PROTECTION	Input DC disconnecter	Included				
	Integrated in the device	Inverse polarity DC, Residual Current, DC disconnecter, Over-voltage, Over-temperature, Differential, Islanding operation, AC short-circuit, Over-voltage AC				
	Over-voltage protection category	PV: II / AC: II				
GENERAL	Contamination level	PD2/PD3				
	Self-consumption (at night)	<1 W				
	Operating temperature	-30°C ~ +60°C (de-rate for temperature >45°C)				
	Relative humidity	0 ~ 100%				
	Maximum operating altitude	3,000 masl (power degradation up to 4,000 m)				
	Degree of protection	IP65				
	Isolation	Transformerless				
	Cooling	Natural convection (no fans) ⁽³⁾				
	Acoustic noise at 1 metre	≤25 dB ⁽³⁾				
	Terminal type	MC4				
	Installation	Indoor and outdoor installation / Wall support				
	Topology	Non-isolated (On grid)				
	STANDARDS	Certificate	EN 61000-6-2/3 ⁽⁴⁾			
Safety / EMC		IEC 62109-1/2 / EN 61000-6-2/3				
Energy efficiency		IEC EN UNE 61683				
Environmental tests		IEC EN UNE 60068-2-1/2/14/30				
Operation / Protection		UNE EN 62116:2014, IEC 61727:2004, UNE 217002:2020, UNE 217001:2020				
	Quality and environmental management	ISO 9001, ISO 14001, ISO 45001				

(1) For PV inverters with more than 1 string per MPPT, please enquire about potential current restrictions

(2) For three-phase voltages without a neutral (triangle), ask

(3) For models from EQX2 17002-T (inclusive) Smart fan cooling and ≤ 40 dB

(4) Consult available regulations for other countries

Information subject to change without notice.



@salicru_en



www.linkedin.com/company/salicruen/

+34 938 482 400 WWW.SALICRU.COM

AVDA. DE LA SERRA 100 · 08460 PALAUTORDERA · SPAIN · salicru@salicru.com

SALICRU