


## DEEP BLUE 3.0 Pro

Mono

610W MBB Half-cell Module  
JAM78S30 585-610/GR Series

### Introduction

Assembled with 11BB PERC cells and gapless ribbon connection technology, the modules can offer higher output power with improved module efficiency, the reduction of cells gaps brings outstanding module appearance. The half-cell configurature makes less shading effect, lower risk of hot spot, as well as more reliable and stable power generation.



Higher output power and higher module efficiency



More reliable, more stable power generation



Less shading effect

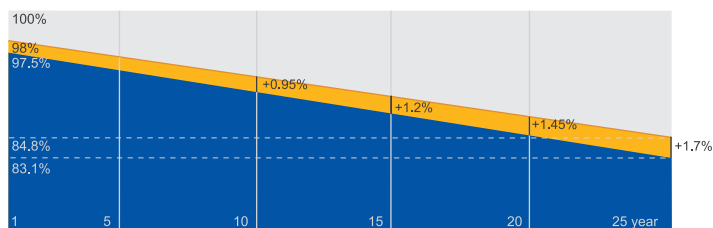


Lower temperature coefficient

### Superior Warranty

- 12-year product warranty
- 25-year linear power output warranty

0.55% Annual Degradation Over 25 years



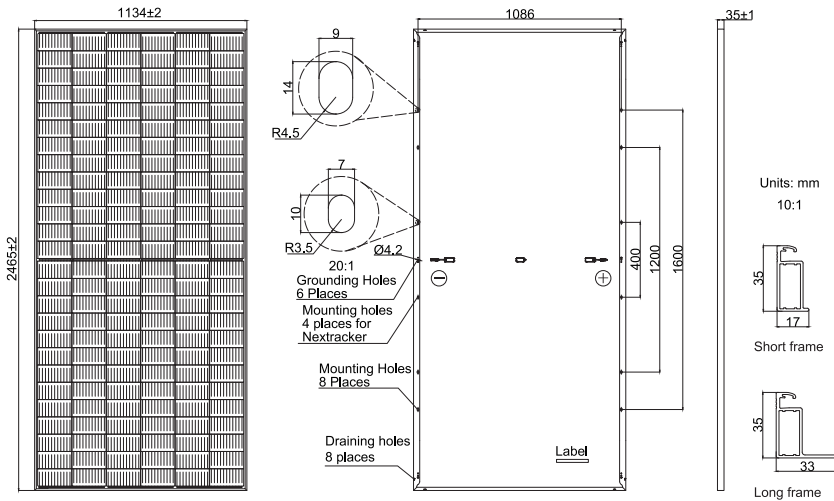
■ New linear power warranty ■ Standard module linear power warranty

### Comprehensive Certificates

- IEC 61215, IEC 61730, UL 61215, UL 61730
- ISO 9001: 2015 Quality management systems
- ISO 14001: 2015 Environmental management systems
- ISO 45001: 2018 Occupational health and safety management systems
- IEC 62941: 2019 Terrestrial photovoltaic (PV) modules - Quality system for PV module manufacturing



**MECHANICAL DIAGRAMS**



Remark: customized frame color and cable length available upon request

**SPECIFICATIONS**

Cell	Mono
Weight	30.5kg
Dimensions	2465±2mm×1134±2mm×35±1mm
Cable Cross Section Size	4mm <sup>2</sup> (IEC) , 12 AWG(UL)
No. of cells	156(6×26)
Junction Box	IP68, 3 diodes
Connector	QC 4.10-35I/ MC4-EVO2A
Cable Length (Including Connector)	Portrait: 200mm(+)/300mm(-); 800mm(+)/800mm(-)(Leapfrog) Landscape: 1500mm(+)/1500mm(-)
Packaging Configuration	31pcs/Pallet 496pcs/40HQ Container

**ELECTRICAL PARAMETERS AT STC**

TYPE	JAM78S30 -585/GR	JAM78S30 -590/GR	JAM78S30 -595/GR	JAM78S30 -600/GR	JAM78S30 -605/GR	JAM78S30 -610/GR
Rated Maximum Power(Pmax) [W]	585	590	595	600	605	610
Open Circuit Voltage(Voc) [V]	53.20	53.30	53.40	53.50	53.61	53.73
Maximum Power Voltage(Vmp) [V]	44.56	44.80	45.05	45.30	45.53	45.77
Short Circuit Current(Isc) [A]	13.88	13.93	13.98	14.03	14.08	14.13
Maximum Power Current(Imp) [A]	13.13	13.17	13.21	13.25	13.29	13.33
Module Efficiency [%]	20.9	21.1	21.3	21.5	21.6	21.8
Power Tolerance	0~+5W					
Temperature Coefficient of Isc(α <sub>Isc</sub> )	+0.045%/°C					
Temperature Coefficient of Voc(β <sub>Voc</sub> )	-0.275%/°C					
Temperature Coefficient of Pmax(γ <sub>Pmp</sub> )	-0.350%/°C					
STC	Irradiance 1000W/m <sup>2</sup> , cell temperature 25°C, AM1.5G					

Remark: Electrical data in this catalog do not refer to a single module and they are not part of the offer.They only serve for comparison among different module types.

**ELECTRICAL PARAMETERS AT NOCT**

TYPE	JAM78S30 -585/GR	JAM78S30 -590/GR	JAM78S30 -595/GR	JAM78S30 -600/GR	JAM78S30 -605/GR	JAM78S30 -610/GR
Rated Max Power(Pmax) [W]	442	446	450	454	458	462
Open Circuit Voltage(Voc) [V]	50.59	50.72	50.86	51.01	51.17	51.33
Max Power Voltage(Vmp) [V]	42.69	42.82	42.94	43.07	43.21	43.34
Short Circuit Current(Isc) [A]	11.07	11.13	11.19	11.25	11.30	11.35
Max Power Current(Imp) [A]	10.36	10.42	10.48	10.54	10.60	10.66
NOCT	Irradiance 800W/m <sup>2</sup> , ambient temperature 20°C,wind speed 1m/s, AM1.5G					

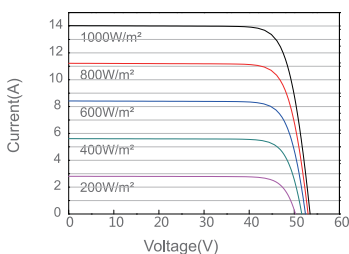
\*The mounting installation by 400mm spaced holes is not applicable for JAM78S30 GR.

**OPERATING CONDITIONS**

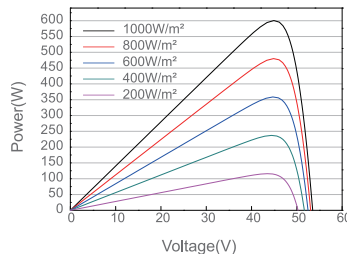
Maximum System Voltage	1000V/1500V DC
Operating Temperature	-40°C~+85°C
Maximum Series Fuse Rating	25A
Maximum Static Load,Front*	5400Pa(112lb/ft <sup>2</sup> )
Maximum Static Load,Back*	2400Pa(50lb/ft <sup>2</sup> )
NOCT	45±2°C
Safety Class	Class II
Fire Performance	UL Type 1

**CHARACTERISTICS**

Current-Voltage Curve JAM78S30-600/GR



Power-Voltage Curve JAM78S30-600/GR



Current-Voltage Curve JAM78S30-600/GR

