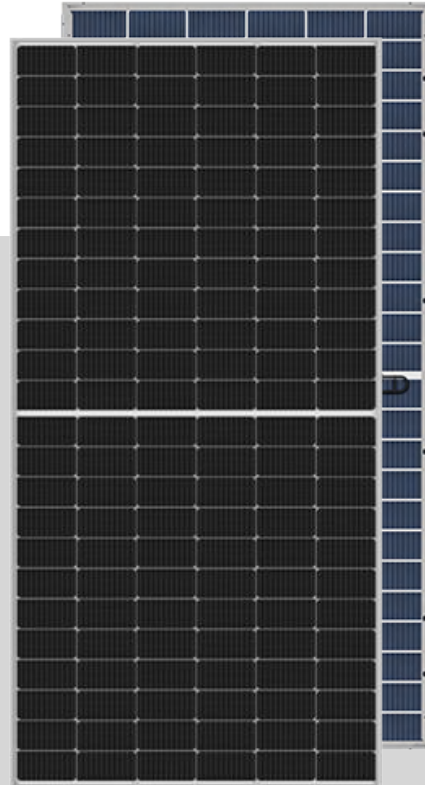


HIGON TOPCON

HGN-72HC10B

565-585Wp

BIFACIAL HALF CELL N-TYPE



N Type technology: The N-type module has better reliability and lower LID/LETID



More energy yield over the same area even on cloudy or hot days



Regional value creation, made without lead and produced using 100% renewable energy.



Selected encapsulating material and stringent production process control ensure the product is highly PID resistant and snail trails free



Highly transparent self-cleaning glass brings additional yield and easy maintenance



Sand blowing test, salt mist test and ammonia test passed to endure harsh environments

Higon Reliable Quality

- World-class manufacturer of crystalline silicon photovoltaic modules
- Fully automatic facility and world-class technology
- Rigorous quality control to meet the highest standard: ISO 9001, ISO 14001 and ISO 45001
- Long term reliability tests
- 3X100% EL inspection ensuring defect-free modules



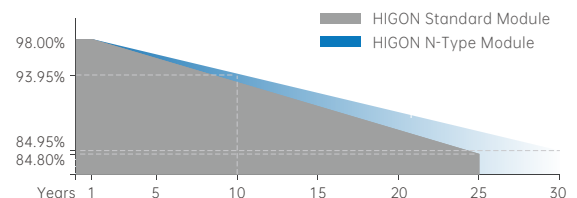
THE IDEAL SOLUTION FOR:



Ground-mounted solar plants

Performance Warranty

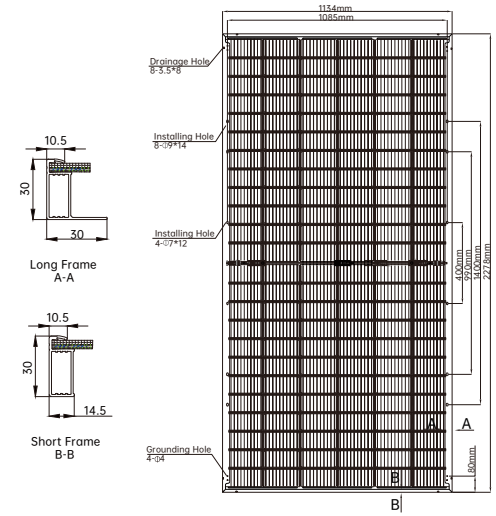
- 15 Years Product Warranty
- 30 Years Linear Power Warranty
- 2% Degradation in 1st year
- 4.5% Annual Degradation Over 30 Years



HIGON TOPCON HGXXXN-72HC10B(XXX=565-585Wp)

Mechanical Characteristics

Solar Cell	Monocrystalline silicon 182mm
No. of Cells	144 (6×24)
Dimensions	2278×1134×30mm
Weight	32.7 kg
Front Glass	High transparency solar glass 2.0mm
Back Glass	High transparency solar glass 2.0mm
Junction Box	IP68 rated(3 bypass diodes)
Connector	MC Compatible
Operating Module Temperature	-40°C to +85°C
Maximum System Voltage	1500 VDC (IEC)
Maximum Series Fuse Rating	25A
Wind/ Snow Load	2400Pa/ 5400Pa



Electrical Characteristics

POWER CLASS	565		570		575		580		585	
	STC	NMOT	STC	NMOT	STC	NMOT	STC	NMOT	STC	NMOT
Testing Condition	STC	NMOT	STC	NMOT	STC	NMOT	STC	NMOT	STC	NMOT
Maximum Power(Pmax/W)	565	425.1	570	428.9	575	432.9	580	436.6	585	440.3
Operating Voltage(Vmp/V)	43.35	40.53	43.35	40.73	43.56	40.92	43.75	41.11	43.94	41.30
Operating Current(Imp/A)	13.15	10.49	13.15	10.53	13.20	10.58	13.26	10.62	13.31	10.66
Open-Circuit Voltage(Voc/V)	51.75	48.86	51.60	49.01	51.75	49.15	51.90	49.30	52.05	49.45
Short-Circuit Current(Isc/A)	13.95	11.16	13.89	11.21	13.95	11.26	14.01	11.31	14.07	11.36
Module Efficiency(%)	21.9		22.1		22.3		22.5		22.7	

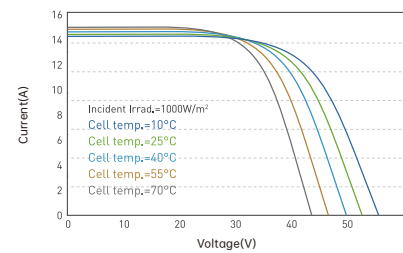
STC: Irradiance 1000 W/m², module temperature 25 °C, AM=1.5;
 NMOT: Irradiance 800 W/m², ambient temperature 20 °C, AM=1.5, wind speed 1 m/s; Tolerance of Pmax is within +/- 3%;

Different Rearside Power Gain Referene to 575W Front

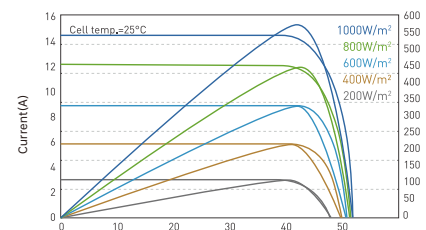
Rearside Power Gain	5%	10%	20%
Maximum Power(Pmax/W)	604.0	633.0	690.0
Operating Voltage(Vmp/V)	42.9	42.9	42.9
Operating Current(Imp/A)	14.08	14.75	16.09
Open-Circuit Voltage(Voc/V)	52.0	52.0	52.0
Short-Circuit Current(Isc/A)	14.57	15.27	16.66
Module Efficiency(%)	23.4	24.5	26.7

Graphs

I-V Curve at different Temperature (580W)



I-V/P-V Curve at different Irradiation (580W)



Temperature Characteristics

Nominal Module Operating Temperature (NMOT)	45 ± 2 °C
Temperature Coefficient of Pmax	-0.25%/°C
Temperature Coefficient of Voc	-0.29%/°C
Temperature Coefficient of Isc	0.045%/°C

Packing Configuration



Notice: All data and specifications are preliminary and subject to change without notice.

Contact Us for More Information

web: www.higonsolar.com email: info@higonsolar.com

TASTE THE SUN