


WP-HD108N

415-435W

N-type TOPCon Bifacial Dual Glass Solar Module



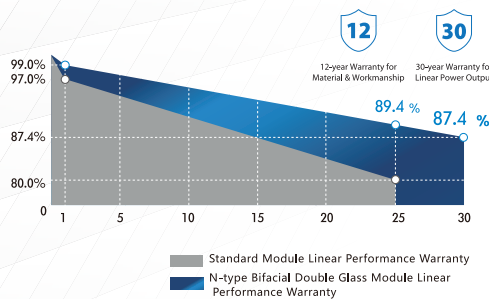
- Natural zero LID with N-type solar cell
- Maximum 30% more yield with high bifaciality
- Excellent low-light performance & temperature coefficient
- High module quality ensures long-term reliability
- The best choice for residential & C&I project



System & Product Certifications

- IEC 61215 / IEC 61730
- ISO 9001: Quality Management System
- ISO 14001: Environment Management System
- ISO 45001: Occupational Health and Safety
- amfori BSCI Corporate Social Responsibility

Product Warranty & Insurance



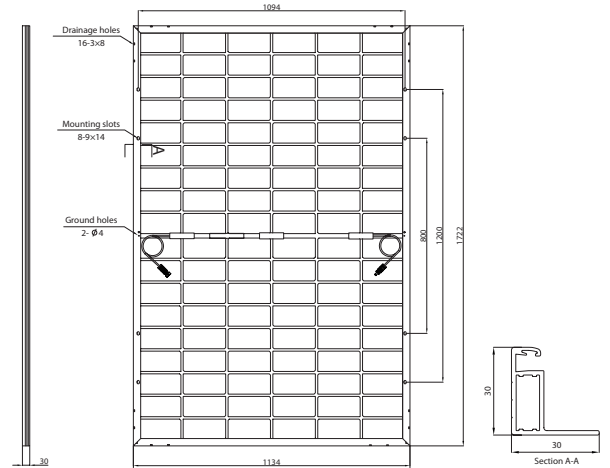
The Ideal Solution for

- Residential rooftop projects
- Commercial / industrial rooftop projects

Mechanical Parameters

Cell Type	N type Mono 182×91mm
Cell Arrangement	108 pcs, 2×(6×9)
Dimension (L×W×H)	1722×1134×30mm
Weight	25.0kg
Front Cover	2.0mm AR Coating Tempered Glass
Back Cover	2.0mm Heat Strengthened Glass
Frame	Anodized Aluminium Alloy
Junction Box	IP68, 3 Bypass Diodes
Cable	4mm ² , +400mm, -300mm, or customizable
Connector	PV Connector

Technical Drawings (mm)



Electrical Parameters

STC: 1000W/m², 25 °C, AM 1.5 NMOT: 800W/m², AM 1.5, 20°C, 1m/s Pmax tolerance 0~+3%

Module Type	WP-HD108N-415W		WP-HD108N-420W		WP-HD108N-425W		WP-HD108N-430W		WP-HD108N-435W	
	STC	NMOT	STC	NMOT	STC	NMOT	STC	NMOT	STC	NMOT
Max. Power Output Pmax (W)	415	312	420	316	425	320	430	323	435	327
Max. Power Voltage Vmp (V)	31.49	29.33	31.63	29.48	31.77	29.63	31.90	29.69	32.04	29.84
Max. Power Current Imp (A)	13.18	10.64	13.28	10.72	13.38	10.80	13.48	10.88	13.58	10.96
Open Circuit Voltage Voc (V)	37.27	35.41	37.42	35.55	37.57	35.69	37.71	35.82	37.86	35.97
Short Circuit Current Isc (A)	14.06	11.35	14.16	11.43	14.26	11.51	14.36	11.59	14.46	11.67
Module Efficiency (%)	21.25%		21.51%		21.76%		22.02%		22.28%	

Rear Side Power Gain

Refer. Bifaciality Factor: 70+~10%

Gain (%)	Parameter	WP-HD108N-415W		WP-HD108N-420W		WP-HD108N-425W		WP-HD108N-430W		WP-HD108N-435W	
		Value	Value	Value	Value	Value	Value	Value	Value	Value	Value
5%	Maximum Power (Pmax)	436	441	446	452	457					
	Module Efficiency STC (%)	22.31%	22.58%	22.85%	23.12%	23.39%					
10%	Maximum Power (Pmax)	477	483	489	495	500					
	Module Efficiency STC (%)	24.44%	24.73%	25.03%	25.32%	25.62%					
15%	Maximum Power (Pmax)	519	525	531	538	544					
	Module Efficiency STC (%)	26.57%	26.89%	27.21%	27.53%	27.85%					

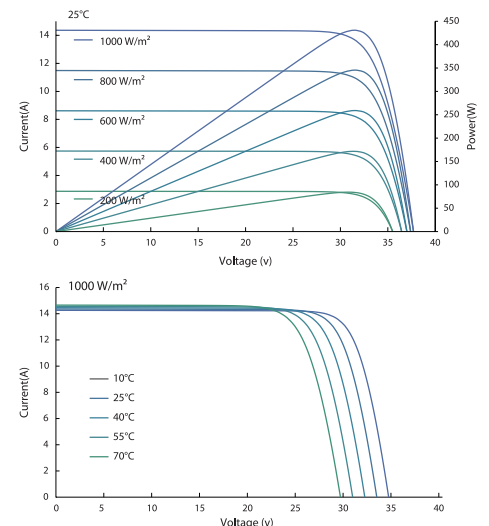
Operating Parameters

Maximum System Voltage(V)	1500(DC)
Operating Temperature(°C)	-40°C ~ +85°C
Max. Wind Load / Snow Load(Pa)	2400/5400
Max. Over Current(A)	30

Temperature Coefficients

Temperature Coefficients of Pmp	-0.30%/°C
Temperature Coefficients of Voc	-0.25%/°C
Temperature Coefficients of Isc	+0.046%/°C
NMOT	45°C±2°C

I-V Curves



Package Information

Quantity / Pallet	36 pcs
Container 40'HQ	26 pallets, 936 pcs

Package Information

