



**Contact: Alyssa Yang**

**Aobo Environmental New Energy (Wuxi) Co.,Ltd**

**Uhome Smart Energy(Wuxi)Co.,Ltd.**

Mobile/WeChat/WhatsApp: +86-18961822899

Skype: alyssa56878

Email: sales@aoboet.com.au

Address: No.1 Qianluo Rd, Qianqiao St, Huishan District, Wuxi City,China

Focus on energy storage battery & air handling since 1999



## ENERGY STORAGE SOLUTIONS

OUR ENVIRONMENT, OUR ENERGY, OUR FUTURE

## Dedicate to Human-Oriented

Following the concept of 'bearing in mind the mission of satisfying customers' demands

# Uhome


Residential Energy Storage Solution

IDC Backup Power Solution

C&I Energy Storage Solution

Uhome Smart Energy (Wuxi) Co., Ltd. is located in Huishan District, Wuxi City, Jiangsu Province, China, mainly R&D and manufacture lithium-ion battery for residential energy storage systems and small industrial and commercial energy storage system. The mission of company is "Our environment, our energy, our future".Energy storage products rely on the company's proprietary advanced battery management system (BMS) and its Self-developed patented technology, has passed TUV, IEC, CEC and other international certification. The products have been sold in the EU, UK, South-east, Asia, Australia, New Zealand, Japan, the Middle East and other countries and regions, Uhome energy storage battery bring customer great using experience.

The company's production base covers an area of about 23,585 square meters, and the R&D building covers an area of about 3,589 square meters.The factory is equipped with 2 modern production line equipment, which can produce high-quality products while greatly improving production efficiency.At present, the annual production capacity of the factory can reach 1.5GWH lithium battery energy storage system.


 **10 Years**  
10 Years Warranty


 **100+**  
Technology Patents


 **10%**  
Continuous R&D investment

 **300MW+**  
Delivered Capacity

 **30+**  
Engineers

 **20,000**  
Square Meter

 **50+ countries**  
Business Areas



2018  
Established Uhome  
Smart Energy R&D Team

2020  
The first prototype came out

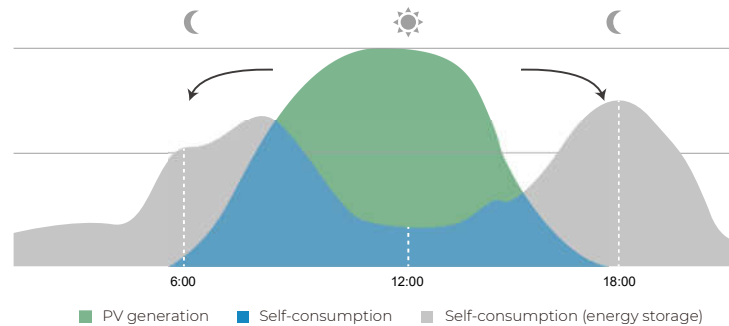
2019  
BMS, EMS  
developed successfully

2022  
Achieved sales of  
40,000+ units in 50+ countries  
around the world

2021  
Achieve sales of 10,000+ units

## Residential Energy Storage Solution

Integrated with lithium-ion battery energy storage system and home energy management system, the solution is expandable on demand and has a variety of combinations. Flexible, efficient and customized products and services, it is friendly to home users to build a clean, independent and economic micro-grid.



## Strengths



### More Usable Energy

90% Depth of Discharge  
Pack Level Energy Optimization



### Flexible Installation

Modular Design,  
Scalable from 8 to 64 pcs installation



### Safe & Reliable

Lithium Iron Phosphate (LFP) Cell



### Easy Installation

Rack-mounted,  
wall-mounted, stacked, etc.



### Quick Commissioning

Automatically Detected in App  
for better after-sales experience



### Perfect Compatibility

Compatible to Both Residential  
Single or Three Phase Inverter

## PRODUCTS PORTFOLIO

OUR ENVIRONMENT, OUR ENERGY, OUR FUTURE

- 01) LFP 5.0 / 5.8 / 10.0 kWh / LV
- 02) LFP 5000 / 2400 / 2500 / 2600HV
- 03) LFP 2.4-19.2 kWh
- 04) LFP 4.8-19.2 kWh
- 05) Monitoring System



UHOME invested in the construction of a new production base in Huishan District, Wuxi City at the end of 2019. The total construction area is 20,661 square meters. It has been used in May 2021.

The new production base can accommodate an annual output of 0.8 GWH lithium battery energy storage system. It is a key development project in Huishan District, Wuxi City.

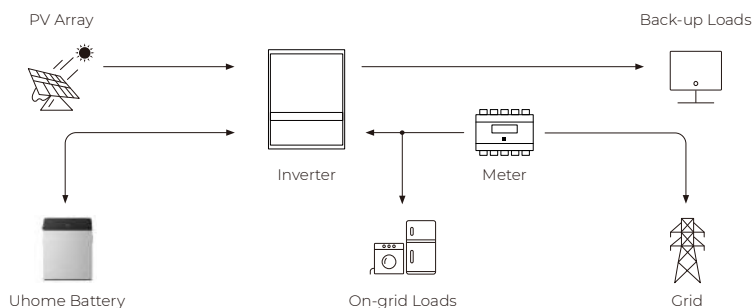


Designs, Manufactures &  
Delivers Battery Energy Storage Systems

Uhome

## LFP 5.0 / 5.8 / 10.0 kWh / LV

- Reliable LFP cells
- Easy installation & after sales service
- High inverter compatibility
- Digital monitoring system APP
- Intelligent build in BMS
- Safety protection and easy move
- >6,000 cycles at 90% DOD
- Scalable up to 20-40kW(4 Parallel)

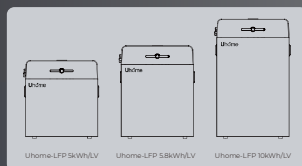


## Technical Specifications

Model	LFP 5kWh/LV	LFP 5.8kWh/LV	LFP 10kWh/LV
Total Energy*	5kWh	5.8kWh	10kWh
Usable Energy(DC)*	4.6kWh	5.3kWh	9.2kWh
Nominal Dis-/Charge Power	3.0kW	2.75kW	4.6kW
Peak Power(Only Discharge)	7kW for 3s	7kW for 3s	10kW for 3s
Constant Current(Only Discharge)(10 Minutes)	100A	100A	120A
Voltage	48~56Vd.c	42~54Vd.c	48~56Vd.c
Nominal Voltage	51.2Vd.c	48Vd.c	51.2Vd.c
Nominal Current	60A	57A	90A
Max. Charge Voltage	57.6Vd.c	54.0Vd.c	57.6Vd.c
Weight	55kg	66kg	96kg
Dimension(mm)	525*537*238mm	525*635*238mm	525*820*238mm
Max.recommended DOD	90%		
Operating Condition	Indoor or outdoor		
Operating Temperature	Charge	From 0~50 C	From 0~45 C
	Discharge	From -10~55 C	From -10~55 C
WIFI Frequency Range	2400MHz~2483MHz		
Humidity	4~100%(No condensed water)		
Pollution Degree	3		
Over Voltage Category	II		
Cooling Type	Natural cooling		
Case Material	Metal + Plastic		
Color	Black+Silver grey or White		
Installation	Free standing		
IP rating	IP 65		
Protective Class	I		
Max. Number of Parallel	4		
Warranty	10 years		
Life Span	>15 years		
Communication	CAN/ RS485		
Protection Mode	Triple hardware protection		
Battery Protection	Over-current/Over-voltage/Short circuit/ Under-voltage/Over temperature		
Safety	Cell UL 1973	Cell UL 1973	Cell UL 1973
	CE	Pack TUV/CE	CE
Hazardous Material Classification	9		
Transportation	UN 38.3		

Testing conditions based on temperature 25°C at the beginning of life.  
\*Total Energy/Usable Energy measured under specific conditions from Uhome 0.2C CC-CV

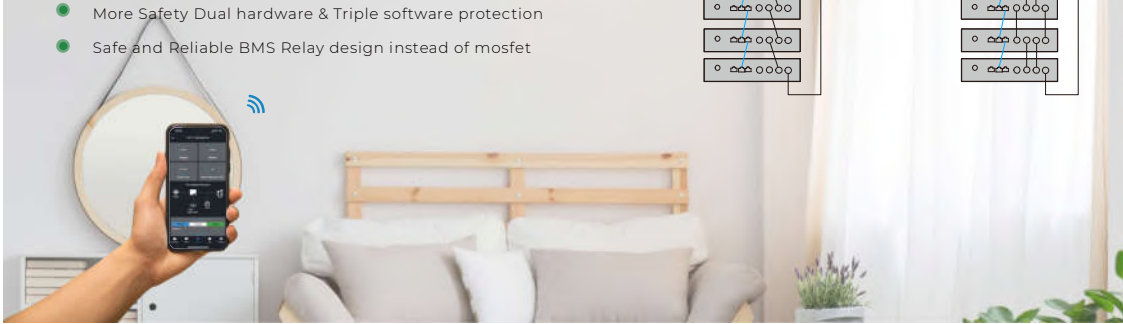
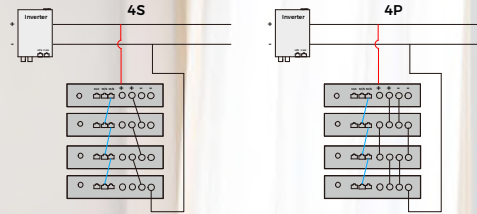
## ENERGY STORAGE BATTERY



# Residential BESS

## LFP 5000 / 2400 / 2500 / 2600HV

- Assembly freely in series or parallel Up to 8S8P
- High energy efficiency (charge and discharge)>97%
- High Rate Charge & Discharge Nominal 0.6C, Max 0.8C
- More Safety Dual hardware & Triple software protection
- Safe and Reliable BMS Relay design instead of mosfet



- Long Life Reliable LFP cells,Cycle life >6000 cycles
- High Reliability Key devices(Relay,Fuse) approved by UL and IEC
- More Smart With digital monitor system App with WIFI
- Smart Design & Easy installation Plug in & off
- More Quiet Without fan, reduce the risk of fan failure



LFP 2600/HV



LFP 2500



LFP 2400



LFP 5000

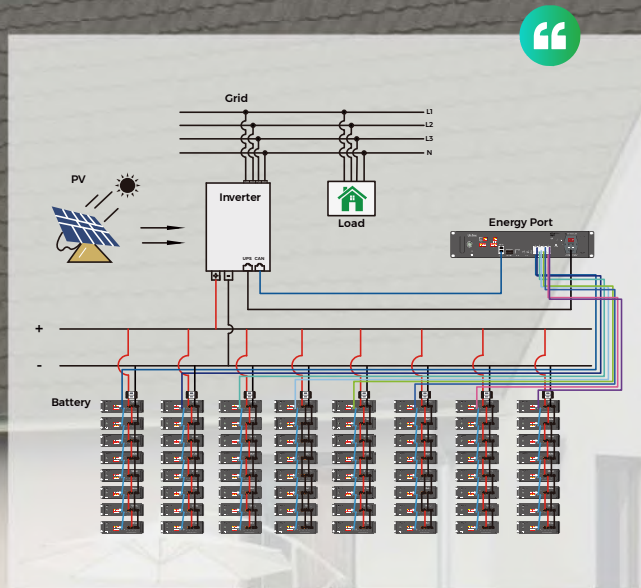
## Technical Specifications

Model	LFP 5000	LFP 2400	LFP 2500	LFP 2600/HV
Total Energy*	5.1kWh	2.4kWh	2.5kWh	2.56kWh
Usable Energy(DC)*	4.8kWh	2.2kWh	2.3kWh	2.2kWh
Nominal Dis-/Charge Power	3.0kW	1.5kW	1.5kW	1.5kW
Peak Power(Only Discharge)	6kW for 3s	3kW for 3s	3kW for 3s	3kW for 3s
Constant Current(Only Discharge)	80A	40A	40A	20A
Voltage	48~56Vd.c	48~56Vd.c	48~56Vd.c	96~112Vd.c
Nominal Voltage	51.2Vd.c	51.2Vd.c	51.2Vd.c	102.4Vd.c
Nominal Current	60A	30A	30A	15A
Max. Charge Voltage	57.6Vd.c	57.6Vd.c	57.6Vd.c	115.2Vd.c
Weight	45kg	27.5kg	25kg	27kg
Dimension(mm)	500*448*135mm	500*442*133mm	500*442*88mm	500*442*88mm
Max.recommended DOD	90%			
Operating Condition	Indoor			
Operating Temperature	Charge	From 0~50 C		
	Discharge	From -10~55 C		
WIFI Frequency Range	2400MHz~2483MHz			
Humidity	<60%(No condensed water)			
Over Voltage Category	II			
Cooling Type	Natural cooling			
Case Material	Metal			
Color	Black or White			
Installation	Wall mounting/Ground Installation			
IP rating	IP 20			
Protective Class	I			
Max. Connection Number	8S/8P	8S/8P	8S/8P	4S
Warranty	10 years			
Life Span	>15 years			
Communication	CAN/ RS485			
Protection Mode	Dual hardware protection			
Battery Protection	Over-current/Over-voltage/Short circuit/ Under-voltage/Over temperature			
Safety	Cell UL 1973	Cell UL 1973	Cell TUV	Cell TUV
	CE/TUV			
Hazardous Material Classification	9			
Transportation	UN 38.3			

Testing conditions based on temperature 25°C at the beginning of life.  
\*Total Energy/Usable Energy measured under specific conditions from Uhome 0.2C CC-CV

# Residential Energy Storage Solutions

Our Energy, Our Environment, Our Future



## 8 CORE ADVANTAGES

### 1 On/off Management Including Automatic Wake-up Function

Due to the complex operating conditions of the off-grid system, in rare circumstances the battery will run out of power. Customers need to manually operate the battery.

### 2 Remote Monitoring

Our products support both Web-side and App-side data monitoring.

### 3 Accurate Acquisition of Battery's Information

It ensures precise acquisition of current and voltage.

### 4 Balancing Between the Batteries

Automatic balancing of the difference between battery pack

### 5 SOC Dynamic Calibration

Sophisticated strategy allows SOC to calibrate itself and make it more precise.

### 6 Series and Parallel Supported

Products of the same model can be installed in series or in parallel.

### 7 Battery Integration Strategy

The case that customers add a new battery to the original system in their later usage can be matched by this strategy.

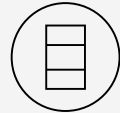

### 8 Triple Electrical Safety Protection

User's safety will be effectively guaranteed.

LFP 2.4-19.2 kWh



LFP 4.8-19.2 kWh



LiFePO4 Safe Battery Chemistry



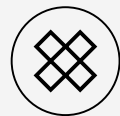
>6,000 Cycles at 90% DOD



Easy Installation & After Sales Service



Intelligent Build in BMS




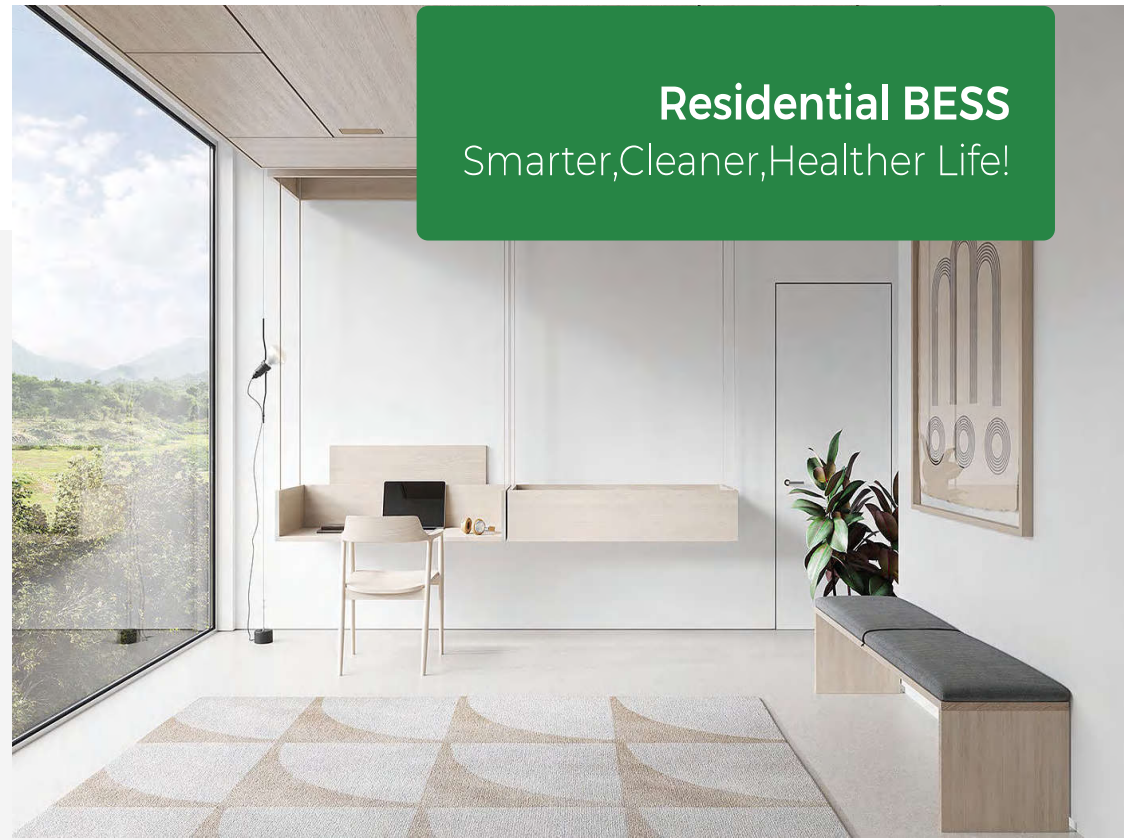
Wall Mounted & Parallel Connection



Safety Protection and Easy Move

# Residential BESS









Smarter, Cleaner, Healthier Life!




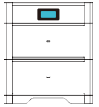


- 1 Module Design, Easy to Transport, Install and Maintain
- 2 Remote Control System via APP and Transfer Data
- 3 Available with Inverter



## Technical Specifications

<b>Energy Pod</b>								
<b>Nominal Capacity</b>	2.4kWh	4.8kWh	7.2kWh	9.6kWh	12kWh	14.4kWh	16.8kWh	19.2kWh
<b>Size (L x W xH) (mm)</b>	650 x300x439	650x300x600	650x300x770	650x300x940	650x300x1110	650x300x1280	650x300x1450	650x300x1620
<b>Weight</b>	46kg	74.5kg	103kg	131.5kg	160kg	188.5kg	217kg	245.5kg
<b>Maximum Usable Capacity</b>	2.16kWh	4.32kWh	6.48kWh	8.64kWh	10.80kWh	12.96kWh	15.12kWh	17.28kWh
<b>Rated Discharge/ Charge Current</b>	30A	60A	90A	120A	150A	180A	200A	200A
<b>Nominal Dis-/ Charge Power</b>	1.4kW	2.8kW	4.2kW	5.6kW	7.0kW	8.4kW	9.2kW	9.2kW
<b>Peak Power(Only Discharge)</b>	2.4kW for 3s	4.8kW for 3s	7.2kW for 3s	9.6kW for 3s	12.0kW for 3s	14.4kW for 3s	16.0kW for 3s	16.0kW for 3s
<b>Series Power(Only Discharge)</b>	2.4kW for 3s	4.8kW for 3s	7.2kW for 3s	9.6kW for 3s	12.0kW for 3s	14.4kW for 3s	16.8kW for 3s	19.2kW for 3s
<b>Nominal Battery Operating Voltage (In series)</b>	45-52.5Vd.c	90-105Vd.c	135-157.5Vd.c	180-210Vd.c	225-262.5Vd.c	270-315Vd.c	315-367.5Vd.c	360-420Vd.c
<b>Voltage(In parallel)</b>	45-52.5Vd.c							
<b>Nominal Battery Operating Voltage (In parallel)</b>	48V							
<b>Max. Battery Voltage</b>	54V							
<b>Max.recommended DOD</b>	90%							
<b>Operating Condition</b>	Indoor or outdoor							
<b>Discharge Temperature</b>	From -10-55 C							
<b>Charge Temperature</b>	From 0-50 C							
<b>WiFi Frequency Range</b>	2400MHz-2483MHz							
<b>Humidity</b>	<95%(No condensed water)							
<b>IP rating</b>	IP 65							
<b>Cooling Type</b>	Natural cooling							
<b>Case Material</b>	Aluminium alloy							
<b>Efficiency</b>	≥96%							
<b>Protective Class</b>	I							
<b>Max. Number of Series or Parallel</b>	8S/8P							
<b>Warranty</b>	10 years							
<b>Life Span</b>	>15 years							
<b>Communication</b>	CAN/ RS485							
<b>Battery Protection</b>	Over-current/Over-voltage/Short circuit/ Under-voltage/Over temperature/Low temperature							
<b>Hazardous Material Classification</b>	9							
<b>Certification &amp; Safety Standard</b>	CE/UL 1973/IEC 62619/IEC62477/IEC 62040/MSDS/UN 38.3							

## Technical Specifications

<b>Energy Pod</b>				
<b>Nominal Capacity</b>	4.8kWh	9.6kWh	14.4kWh	19.2kWh
<b>Size (L x W xH)(mm)</b>	650x300x523	650x300x786	650x300x1049	650x300x1312
<b>Weight</b>	60.5kg	103.5kg	146.5kg	189.5kg
<b>Maximum Usable Capacity</b>	4.32kWh	8.64kWh	12.96kWh	17.28kWh
<b>Rated Discharge/ Charge Current</b>	60A	120A	180A	200A
<b>Nominal Dis-/Charge Power</b>	2.8kW	5.6kW	8.4kW	9.6kW
<b>Parallel Peak Power(Only Discharge)</b>	4.8kW for 3s	9.6kW for 3s	14.4kW for 3s	16.0kW for 3s
<b>Series Peak Power(Only Discharge)</b>	4.8kW for 3s	9.6kW for 3s	14.4kW for 3s	16.0kW for 3s
<b>Nominal Battery Operating Voltage (In Series)</b>	45-52.5Vd.c	90-105Vd.c	135-175.5Vd.c	180-210Vd.c
<b>Voltage(In parallel)</b>	45-52.5Vd.c			
<b>Nominal Battery Operating Voltage(In parallel)</b>	48V			
<b>Max. Battery Voltage</b>	54V			
<b>Max.recommended DOD</b>	90%			
<b>Operating Condition</b>	Indoor or outdoor			
<b>Discharge Temperature</b>	From -10-55 C			
<b>Charge Temperature</b>	From 0-50 C			
<b>WiFi Frequency Range</b>	2400MHz-2483MHz			
<b>Humidity</b>	<95%(No condensed water)			
<b>IP rating</b>	IP 65			
<b>Cooling Type</b>	Natural cooling			
<b>Case Material</b>	Aluminium alloy			
<b>Efficiency</b>	≥96%			
<b>Protective Class</b>	I			
<b>Max. Number of Series or Parallel</b>	8S/8P			
<b>Warranty</b>	10 years			
<b>Life Span</b>	>15 years			
<b>Communication</b>	CAN/ RS485			
<b>Battery Protection</b>	Over-current/Over-voltage/Short circuit/ Under-voltage/Over temperature/Low temperature			
<b>Hazardous Material Classification</b>	9			
<b>Certification</b>	CE/UL 1973/IEC 62619/IEC62477/IEC 62040/MSDS/UN 38.3			

To discuss your project,  
get expert support and advice,  
get in touch with our friendly team



## Technical Specifications

Model	Uhome 4K6HB-60	Uhome 4K6HB-120	Uhome 5KHB-60	Uhome 5KHB-120	Uhome 6KHB-60	Uhome 6KHB-120
Max. efficiency (PV to AC)	97.3%					
Max. efficiency (BAT to AC)	94.0%					
MAX PV Power (W)	9000					
Max PV voltage (V)	550					
Max input current (input A/input B) (A)	15/15					
Max short current (input A/input B) (A)	20/20					
Start operating voltage (V)	90					
MPPT voltage range @full load (V)	200-480			230-480		
No. of MPPT trackers	2					
String per MPP tracker	1					
Compatible battery type	Lithium-ion/Lead-acid					
Nominal battery voltage (V)	48					
Battery voltage range (V)	40-60					
Max. charge/discharge current (A)	60/60	120/120	60/60	120/120	60/60	120/120
Max. charge/discharge power (W)	3000/3000	5000/5000	3000/3000	5000/5000	3000/3000	6000/6000
Lithium battery charge curve	Self-adaption to BMS					
Nominal AC output power (W)	4600	4600	5000	5000	6000	6000
Max. AC output apparent power (VA)	4600	4600	5500	5500	6000	6000
Max. AC output power (PF=1) (W)	4600	4600	5500	5500	6000	6000
Max. AC output current (A)	22	22	25	25	27.2	27.2
Rated AC voltage (V)	220					
AC voltage range (V)	150-300 (adjustable)					
Rated grid frequency (Hz)	50/60					
AC frequency range (Hz)	45-55/55-65 (adjustable)					
Grid connection	single phase					
Power factor	> 0.99 @rated power (adjustable 0.8 LG - 0.8 LD)					
THDI	<3%					
Nominal output voltage (V)	230					
Nominal output frequency (Hz)	50/60					
Nominal output power (W)	3000	4600	3000	5000	3000	6000
Nominal output current (A)	13	20	13	21.7	13	26
Transfer time (ms)	10(typ) / 20(max)					
THDV	<3% @100% R Load					
Protection category	Class I					
DC switch	Support					
Anti-islanding protection	Support					
AC overcurrent protection	Support					
AC short circuit protection	Support					
DC reverse connection	Support					
Surge Arrester	DC Type III, AC Type III					
Insulation detection	Support					
Leakage current protection	Support					
PV overvoltage category	II					
AC overvoltage category	III					
Max. operation altitude (m)	4000					
Noise emission (dB)	<35					
Ingress protection degree	IP65					
Operating temperature range (°C)	-25~60					
Relative humidity (%)	0~100					
Cooling concept	Natural Cooling					
Mounting	Wall bracket					
Dimensions (W*H*D)	515*450*175mm					
Weight (kg)	20	25	20	25	20	25
PV connection way	MC4/H4					
Battery connection way	Dedicated DC connector					
AC connection way (grid & back up)	Dedicated AC connector					
Display	LED+APP					
Communication interface	RS485/CAN(for BMS), RS485, USB, Ethernet, DRM/RS485 (for Meter), Optional: WiFi/GPRS					
Grid	VDE-AR-N4105, IEC 61727/62116, AS 4777.2, EN 50549-1					
Safety	IEC62109-1&2, IEC62040-1, IEC62477-1					
EMC	IEC61000-6-2/3					
Warranty (years)	5/10 (optional)					

The range of output voltage and frequency may vary depending upon different grid codes. Specifications are subject to change without advance notice.

# Delivering Smart, Clean Energy!

Uhome



## Monitoring System



- Intelligent and Thoughtful**  
Accurate algorithms for real-time monitoring and data transmission
- Turning Complexity into Simplicity**  
Optimize framework layout
- Full-Featured Entrance**  
Streamline information communication
- Tab Section Emotional Design**  
Visual design from user needs

The app independently developed by Uhome can accurately locate the installation location of products, display the equipment operation status or possible faults in real time, and turn passive service into active service, so as to ensure that customers can use Uhome energy storage products within 24 hours.



## Certification & Honor



## Global Delivery

