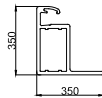



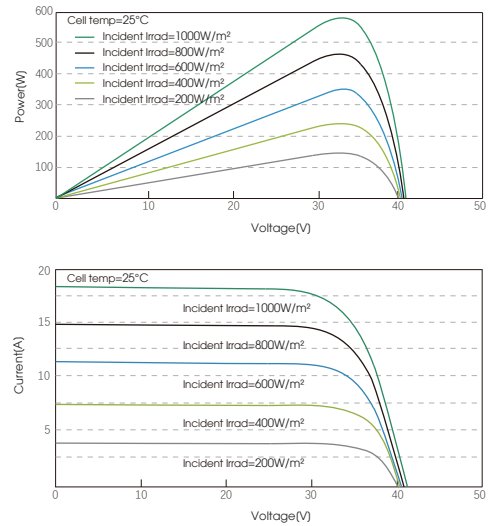
## Drawing Information



## Packaging Configuration

Per Pallet	31 Pcs
Container	40'HQ
Pcs/Container	558

## I-V Curve



## Mechanical Parameters

Cell Type	PERC type Mono-crystalline
No. of cells	120(6x20)
Dimensions	2172x1303x35mm
Weight	35kg
Front Glass	2.0mm, Anti-Reflection Coating
Back Glass	2.0mm, Heat Strengthened Glass
Frame	Anodized Aluminum Alloy Frame
Junction Box	IP68 Rated / 3 Diodes
Output Cables	4.0mm²/+350mm -280mm, or Customized Length

## ELECTRICAL PARAMETERS

Module Type	210MHCD590-60		210MHCD595-60		210MHCD600-30		210MHCD605-60		210MHCD610-60	
	STC	NOCT	STC	NOCT	STC	NOCT	STC	NOCT	STC	NOCT
Maximum Power(Pmax/W)	590	446	595	450	600	454	605	458	610	462
Maximum Power Voltage(Vmp/V)	34.00	31.76	34.20	31.95	34.40	32.13	34.60	32.43	34.80	32.48
Maximum Power Current(Imp/A)	17.35	14.04	17.40	14.08	17.44	14.13	17.49	14.13	17.54	14.22
Open-circuit Voltage(Voc/V)	41.10	38.74	41.30	38.93	41.50	39.12	41.70	39.31	41.90	39.51
Short-circuit Current(Isc/A)	18.42	14.91	18.47	14.94	18.52	14.98	18.57	15.03	18.62	15.07
Module Efficiency(%)	20.85%		21.02%		21.20%		21.38%		21.55%	
Operating Temperature(°C)	-40°C ~ +85°C									
Maximum system voltage	DC1000V/1500V									
Maximum series fuse rating	30A									
Power tolerance	0~+5W									
Temperature coefficients of Pmax	-0.27/°C									
Temperature coefficients of Voc	-0.35/°C									
Temperature coefficients of Isc	0.045%/°C									
Nominal operating cell temperature(NOCT)	45±2°C									

\*STC: Irradiance 1000W/m²

Cell Temperature 25°C

AM=1.5

\*NOCT: Irradiance 800W/m²

Cell Temperature 25°C

AM=1.5

Wind Speed 1m/s



# U<sup>+</sup> SERIES

## SUN210MHCDxxx-60

### 590-610 Watt

BIFACIAL MODULE

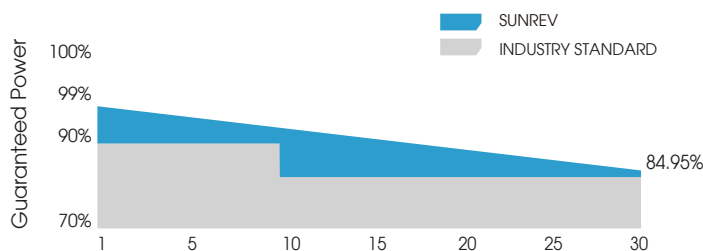
#### PERC-Type

IEC 61215(2016), IEC 61730(2016)

ISO 9001:2015: Quality management system

ISO 14001:2015: Environment System


ISO 45001:2018: Occupational health management systems



**12-Year** Warranty for Materials and Processing

**30-Year** Warranty for Extra Linear Power Putput

**0.45%** Annual Degradation Over 30 years



## PRODUCT FEATURES



#### MBB PERC Half Cut Cell

Higher power generation with multi-busbar and half-cut technology.



#### Excellent Low-light Performance

Better performance under shading effect.



#### High Reliability

Guaranteed 0~+5W positive tolerance secures reliable power output. Optimized electrical design lowers hot spot risk and operating current.



#### Anti PID

Industry-leading cell processing technology and electrical design ensure.



#### Enhanced Mechanical Load

Certified to withstand: wind load (2400Pascal) and snow load (5400Pascal).

