




SpolarPV
Easy Invest, More Returns



21.92 %

Module efficiency

680W

Highest power output



Product warranty



Linear power warranty

SPV680-TG12-132BD

660-680Watt



High Efficiency

Higher power conversion efficiency benefited from advanced Tunnel Oxide Passivating Contacts (TOPCon) technology.



Anti-reflection

Less than 20% reflectivity with minimum glare.



Low-light Performance

Certified to withstand: wind load (2400 Pa), snow load (5400 Pa) and hail strike.



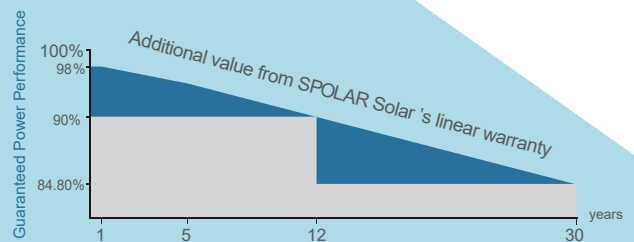
Severe Weather Resilience

Advanced glass and cell surface texture designs ensure excellent performance in low environment.



Durability against extreme environmental conditions

High salt mist resistance certified by IEC 61701, suitable for coastal areas.



■ Linear performance warranty ■ Standard performance warranty



ISO9001:2016 ISO14001:2016
OHSAS18001:2011 certified factory.
IEC61215 IEC61730 certified products.

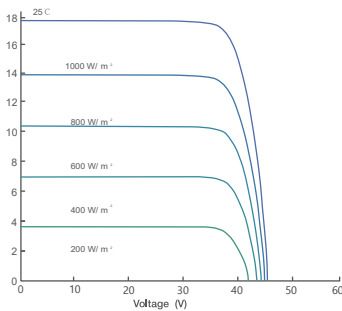
Electrical Characteristics at Standard Test Conditions (STC)

Module Type	SPV660-TG12-132BD	SPV665-TG12-132BD	SPV670-TG12-132BD	SPV675-TG12-132BD	SPV680-TG12-132BD
Maximum Power - Pmax (W)	660	665	670	675	680
Maximum Power Voltage - Vmp (V)	38.81	39.00	39.21	39.43	39.63
Maximum Power Current - Imp (A)	17.01	17.06	17.09	17.14	17.18
Open-circuit Voltage - Voc (V)	46.10	46.30	46.50	46.70	46.90
Short-circuit Current - Isc (A)	17.84	17.87	17.90	17.93	17.96
Module Efficiency STC (%)	21.28 %	21.44 %	21.59 %	21.76 %	21.92 %

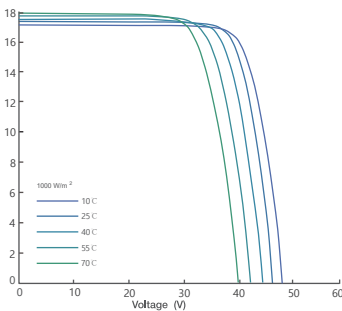
Electrical Characteristics at Normal Operating Cell Temperature (NOCT)

Module Type	SPV660-TG12-132BD	SPV665-TG12-132BD	SPV670-TG12-132BD	SPV675-TG12-132BD	SPV680-TG12-132BD
Maximum Power - Pmax (W)	502	506	510	514	517
Maximum Power Voltage - Vmp (V)	36.42	36.61	36.81	36.88	37.18
Maximum Power Current - Imp (A)	13.79	13.82	13.85	13.91	13.93
Open-circuit Voltage - Voc (V)	44.11	44.32	44.52	44.68	44.89
Short-circuit Current - Isc (A)	14.51	14.55	14.58	14.64	14.67
Power Tolerance	0 ~ +3W		Operating Temperature (°C)		-40 °C ~ +85 °C
Temperature Coefficients of Pmax	-0.30% / °C		Maximum System Voltage		1500 V
Temperature Coefficients of Voc	-0.275% / °C		Maximum Series Fuse Rating		30 A
Temperature Coefficients of Isc	0.045% / °C		Nominal Operating Cell Temperature		45 ± 2 °C

Current-Voltage Curve under different irradiance

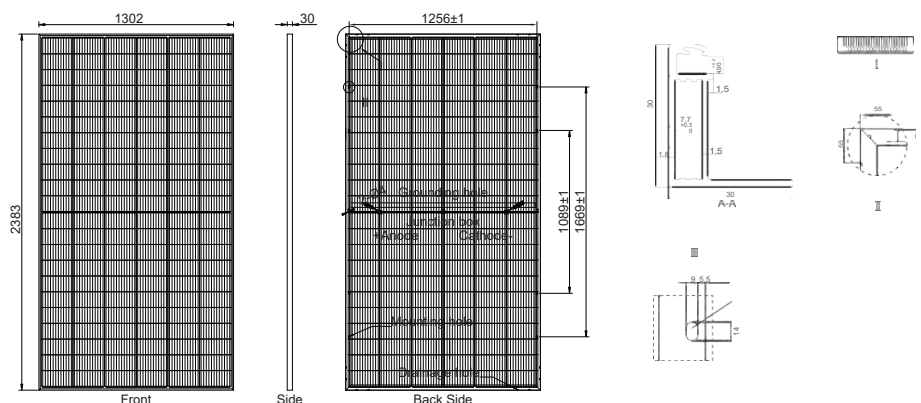


Current-Voltage Curve under different working temperatures



Mechanical Characteristics

Cell Type	Mono-crystalline TOPCon 210x105 mm
No. of Cells	132 (6x22)
Dimensions	2383x1302x30 mm
Weight	38.0 kg
Glass	Dual Glass 2.0mm Heat Strengthened Glass
Frame	Anodized Aluminium Alloy
Junction Box	IP68, MC4 Compatible, 3 Bypass Diode
Output Cables	1x4.0 mm², Length: 300 mm or Customized Length
Packaging Configuration	36pcs/pallet, 648pcs/40'HQContainer



www.spolarpv.com