






OUR CAPABILITIES

THREE-PHASE GRID SOLAR INVERTERS

					
Model	WL-XG5KTR	WL-XG25KTR	WL-XG50KTR	WL-XG70KTR	WL-XG100KTR
Input (DC)					
Max. Input Power	8kW	40kW	80kW	112kW	150kW
Max. Input Voltage	1100V	1100V	1100V	1100V	1100V
Rated Input Voltage	600V	600V	600V	700V	620V
Full-load MPP Voltage Range	250~850V	560~800V	520~850V	600~850V	530~850V
MPPT Voltage Range	180~1000V	200~1000V	200~1000V	200~1000V	180~1000V
No. of MPP Trackers	2	2	4	4	9
Output (AC)					
Max. Output Current	8A	39.8A	79.7A	92.6A	158.8A
Rated Output Power	5kW	25kW	50kW	70kW	100kW
Max. Output Power	5.5kVA	27.5kVA	55kVA	77kVA	110kVA
Grid Frequency	50Hz / 60Hz	50Hz / 60Hz	50Hz / 60Hz	50Hz / 60Hz	50Hz / 60Hz
Rated Grid Voltage	230Vac / 400Vac, 3L / N / PE	230Vac / 400Vac, 3L / N / PE	230Vac / 400Vac	277Vac / 480Vac	230Vac / 400Vac, 3L / N / PE
General Data					
Dimension (mm)	481*395*195	540*440*220	640*450*260	650*450*260	1050*660*330
Weight (kg)	12	24	50	50	95