

N-TYPE MONO CRYSTALLINE HALF CUT MODULE - BACK CONTACT TECHNOLOGY


590 / 595 / 600 / 605 / 610 Watts

BLACK TIGER SERIES



Overview

Black Tiger modules provide numerous benefits to customers seeking a high-quality product with exceptional performance and aesthetic, captivating design. The “Black Tiger” module utilizes N-Type cell technology in conjunction with a rear connection method known as BackContact. As a result, there is 0% front grid shadow loss, which increases the PV module’s yield. Due to reduced shading on the front of the cell, the module maximizes total cell area realizing higher efficiency and resulting in a fast return on investment.



Guaranteed mechanical resistance to severe weather conditions



Positive Tolerance



100 % electro-luminescence tested

Key Benefits



Zero Light Induced Degradation



25 Years Limited Product Warranty



0% Front Grid Shading Loss



Low Pmax Temperature Coefficient



Low LCOE

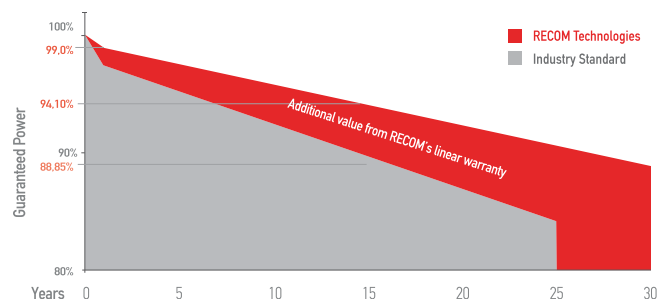


Higher Light Conversion

Tests, Certifications and Warranties

Standard Tests	IEC 61215, IEC 61730
Factory Quality Tests	ISO 9001: 2015, ISO 14001: 2015
Certifications	Conformity to CE, PV CYCLE Fire safety Class C according to UL790
Insurance	Third party liability insurance provided by Liberty Mutual
Wind and Snow Loads Testing	Module certified to withstand extreme wind (2400 Pascal) and snow loads (5400 Pascal)
Withstanding Hail	Maximum Diameter of 25 mm with impact speed of 23 m/s
Power Tolerance	Guaranteed +0/+5W (STC condition)
Warranties	<ul style="list-style-type: none"> • 25-year limited product warranty • 15-year manufacturer warranty on 94,10% of the nominal performance • 30-year transferable linear power output warranty

Linear Performance Warranty



First Year Output | **≥ 99.0%** 2-30 Year Decline | **≤ 0.35%** 30 Year Output | **≥ 88,85%**

Black Tiger

N-TYPE MONO CRYSTALLINE HALF CUT MODULE - BACK CONTACT TECHNOLOGY

RCM-xxx-7RCF (xxx=590-610)

Electrical Characteristics

POWER CLASS ⁽¹⁾			590		595		600		605		610	
Testing Condition			STC ⁽²⁾	NMOT ⁽³⁾	STC	NMOT	STC	NMOT	STC	NMOT	STC	NMOT
Maximum Power	P _{max}	[Wp]	590	445	595	448	600	452	605	456	610	460
Maximum Power Voltage	V _{mp}	[V]	45,01	42,53	45,11	42,63	45,21	42,72	45,31	42,82	45,41	42,91
Maximum Power Current	I _{mp}	[A]	13,11	10,45	13,19	10,52	13,27	10,58	13,35	10,65	13,43	10,71
Open Circuit Voltage	V _{oc}	[V]	53,20	50,27	53,30	50,37	53,40	50,46	53,50	50,56	53,60	50,65
Short Circuit Current	I _{sc}	[A]	13,79	11,15	13,85	11,20	13,91	11,25	13,97	11,30	14,03	11,35
Module Efficiency	Eff	[%]	22,8		23,0		23,2		23,4		23,6	
Maximum Series Fuse	I _R	[A]	25									
Maximum System Voltage	V _{sys}	[V]	1500V DC (IEC)									

(1) Measurement Tolerances: P_{max} (± 3%), I_{sc} & V_{oc} (± 3%) - Power Classification 0/+5W

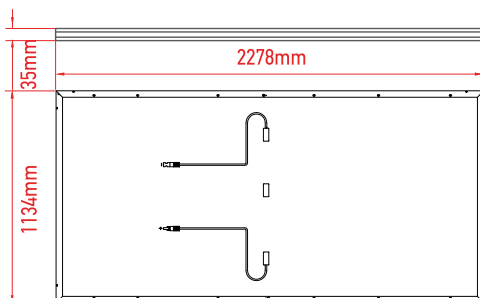
(2) STC (Standard Testing Condition): Irradiance 1000W/m², Cell Temperature 25°C, AM 1.5

(3) NMOT (Nominal Operating Module Temperature): Irradiance 800W/m², NMOT, Ambient Temperature 20°C, AM 1.5, Wind Speed 1m/s

Mechanical Data

Dimensions	2278 mm x 1134 mm x 35 mm
Weight	28,6 Kg (±3 %)
Cell Type	RC-N-Type - 182mm x 91mm (2 x 72 Pcs) - G10
Front Glass	3.2 mm Tempered and low iron glass + Anti Reflective Coating
Rear Side	Anti-aging film
Frame	Anodized Aluminium Alloy
Junction Box	IP68, 3 Bypass diodes
Connector	EVO2 compatible
Output cable	4mm ² - Length: 350 mm or can be customized

Dimensions

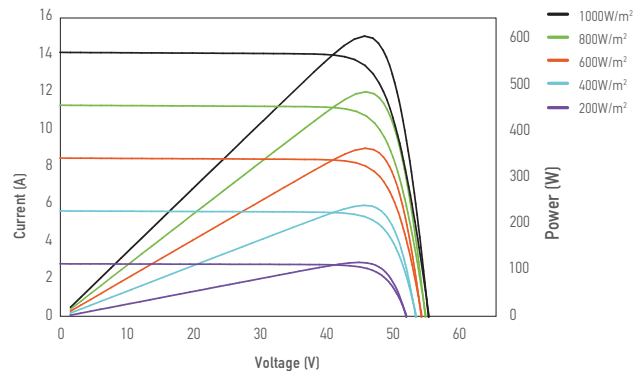


RECOM assumes no liability or responsibility for any typographical error, layout error, misinformation, any other error, omission, contained herein.

www.recom-tech.com

I-V Curve

The module relative power loss at low light irradiance of 200W/m² is less than 3%.



Temperature Characteristics

P _{max} Temperature Coefficient	-0.29% / °C
V _{oc} Temperature Coefficient	-0.24% / °C
I _{sc} Temperature Coefficient	+0.05% / °C
Operating Temperature	-40~+85 °C
Nominal Operating Module Temperature (NMOT)	42 ± 2 °C

Packing Configuration

Container	40' HC
Pieces per Pallet	31
Pallets per Container	20
Pieces per Container	(31+31)x10=620 pcs

The specification and key features described in this datasheet may deviate slightly and are not guaranteed. Due to on-going innovation, research and product enhancement, RECOM Technologies reserves the right to make any adjustment to the information described herein at any time without notice. Please always obtain the most recent version of the datasheet which shall be duly incorporated into the binding contract made by the parties governing all transactions related to the purchase and sale of the products described herein. Please read the safety and installation instructions before using the modules.