

ET-M754BHGL
400W-420W

PERC BIFACIAL MODULE



High Power Generation
Bifacial technology enables additional energy harvesting from rear side (up to 25%)



High Efficiency
Higher module conversion efficiency benefit from half-cut cell structure (low resistance characteristic, less mismatch loss).



Severe Weather Resilience
Certified to withstand: wind load (2400 Pascal) and snow load (5400 Pascal).



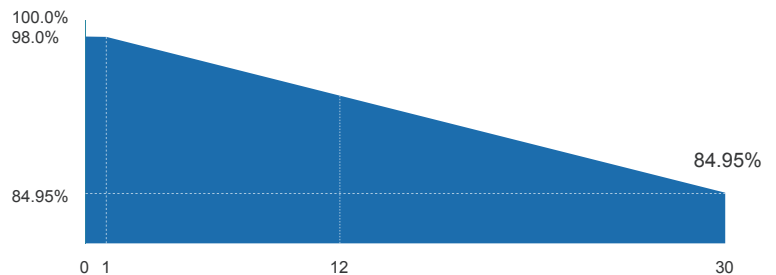
PID Resistance
Excellent Anti-PID performance guarantee limited power degradation for mass production.



Durability Against Extreme Environmental Conditions
High salt mist, ammonia resistance and excellent fire resistance.

WARRANTY

■ Elite Solar Mono Module Linear Performance Warranty



1st year $\leq 2\%$, 2nd~30th years $\leq 0.45\%$ / year

12
YEARS

Guarantee on product material and workmanship

30
YEARS

Linear power output warranty

IEC61215
IEC61730
UL61215
UL61730



Munich RE

ELECTRICAL SPECIFICATIONS

Module Type	ET-M754BH400GL		ET-M754BH405GL		ET-M754BH410GL		ET-M754BH415GL		ET-M754BH420GL	
	STC	NOCT	STC	NOCT	STC	NOCT	STC	NOCT	STC	NOCT
Maximum Power - P_{mp} (W)	400	302	405	306	410	306	415	314	420	318
Open Circuit Voltage - V_{oc} (V)	37.07	34.88	37.23	35.02	37.32	35.23	37.45	35.37	37.58	35.52
Short Circuit Current - I_{sc} (A)	13.79	11.03	13.87	11.10	13.95	11.16	14.02	11.22	14.10	11.28
Maximum Power Voltage - V_{mp} (V)	31.01	29.26	31.21	29.47	31.45	29.72	31.61	29.89	31.80	30.10
Maximum Power Current - I_{mp} (A)	12.90	10.32	12.98	10.38	13.04	10.43	13.13	10.50	13.20	10.56
Module Efficiency STC- η_m (%)	20.5%		20.7%		21.0%		21.3%		21.5%	
Power Tolerance (W)	0+3%									
Pmax Temperature Coefficient	-0.360%/°C									
Voc Temperature Coefficient	-0.292%/°C									
Isc Temperature Coefficient	+0.044%/°C									
Fire Performance	Type 29 (UL)									

REAR SIDE POWER GAIN (ET-M754BH405GL)

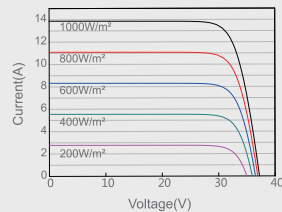
Power Gain	10%	15%	20%	25%
Maximum Power - P_{mp} (W)	445.5	465.75	486	506.25
Open Circuit Voltage - V_{oc} (V)	37.23	37.23	37.23	37.23
Short Circuit Current - I_{sc} (A)	15.02	15.72	16.40	17.08
Maximum Power Voltage - V_{mp} (V)	31.21	31.21	31.21	31.21
Maximum Power Current - I_{mp} (A)	14.27	14.92	15.57	16.22

MECHANICAL SPECIFICATIONS

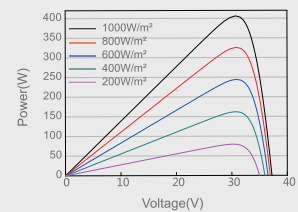
External Dimension	1722 x 1134 x 35mm
Weight	24kg
Solar Cells	PERC Mono crystalline 182 x 91mm (108pcs)
Front Glass	2.0mm/2.0mm
Frame	Anodized aluminium alloy
Junction Box	IP68, 3 diodes
Cable Length (Including Connector)	4.0 mm ² (12AWG), Portrait:200mm(+)/400mm(-);Or customized
Connector	MC4 Compatible
Power Bifaciality*	70%±10%

CURVE

Current-Voltage Curve(405W)



Power-Voltage Curve(405W)



APPLICATION CONDITIONS

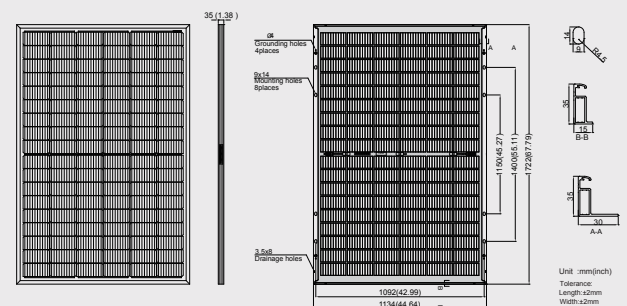
Maximum System Voltage	1500VDC
Maximum Series Fuse Rating	30A
Operating Temperature	-40~+85 °C
Nominal Operating Cell Temperature	45±2 °C
Mechanical Load	5400Pa/2400Pa

PACKING MANNER

Container	40'HQ
Pieces per Pallet	31
Size of packing (mm)	1800*1130*1264
Weight of packing (kg)	783
Pieces per Container	806/744(NA)

PHYSICAL CHARACTERISTICS

Unit:mm



* The above drawing is a graphical representation of the product.
For engineering quality drawings please contact Elite Solar.

Note: The specifications are obtained under the Standard Test Conditions (STCs): 1000 W/m² solar irradiance, 1.5 Air Mass, and cell temperature of 25°C. The NOCT is obtained under the Test Conditions: 800 W/m², 20°C ambient temperature, 1m/s wind speed, AM 1.5 spectrum. Please contact info@elite-solar.com for technical support. The actual transactions will be subject to the contracts. This parameter is for reference only and it is not a part of the contracts. The specifications are subject to change without prior notice.