

MONO



Guarantee on product material and workmanship



Linear power output warranty

**Full Black Module  
NB96M-NM10P-FB(355~375)  
Solar Cells With PERC Technology  
High Efficiency MONO Solar Module**

*Excellent technical advantages and system design scheme to achieve high reliability, power generation effective gain and EPC cost reduction. Products can match different installation conditions, taking into account high adaptability and high compatibility. With mature support and inverter scheme, customized design for industrial and commercial and centralized ground power stations.*



Mono MBB half cut technology



Production process reliability test



3 times EL test to ensure best quality



Competitive low light performance



Less mismatch to get more power



Less power loss by minimizing the shading impact

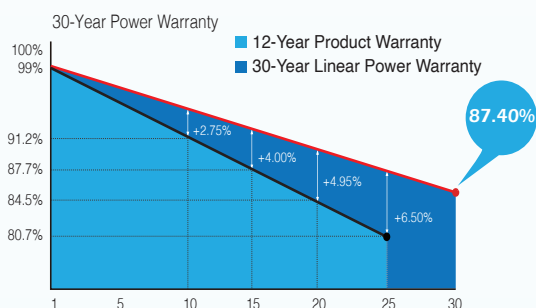


Ideal choice for utility and commercial scale projects by reduced BOS and improved ROI



Outstanding reliability proven by PVEL for stringent environment condition: Sand, Acid, Salt, Hailstones Anti-PID

**QUALITY ASSURANCE**



**CERTIFICATION**



TUV: IEC/EN 61215, IEC/EN 61730  
GB/T 19001-2016 / ISO 9001:2015  
GB/T 24001-2016 / ISO 14001:2015  
CHSAS: 18001:2007  
CNAS-CL01: ISO/IEC 17025:2017



**NBS ENERGY GROUP CO., LTD.**  
www.nbsenergy.com | sales@nbsenergy.com  
© 2023 NBS ENERGY GROUP CO., LTD.



# NB96M-NM10P-FB

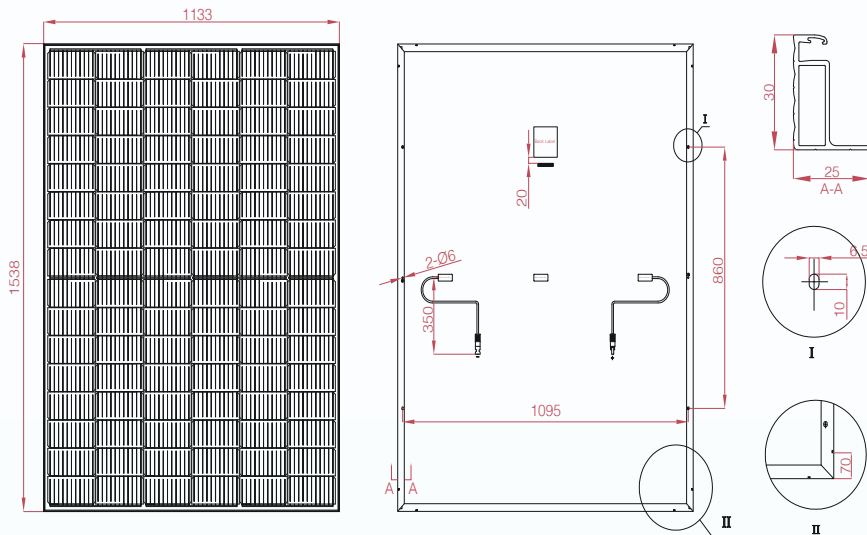
M10-96 Half-Cut Cell | MBB Mono PERC | N-Type | Full Black Module

## ELECTRICAL PARAMETERS

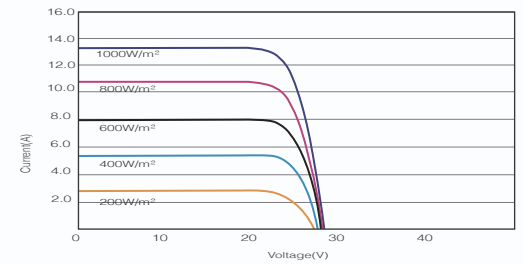
\* Measurement tolerance: Pmax:±3%, Voc:±3%, Isc:±5%.

Module Type	NB96M-MN10P-	FB355	FB360	FB365	FB370	FB375
<b>STC</b> AM1.5, 1000W/m <sup>2</sup> Cell Temperature 25°C	Max. Power at STC (Pmpp/W)	355	360	365	370	375
	Output Tolerance (W)	0+5	0+5	0+5	0+5	0+5
	Max. Power Voltage (Vmp/V)	27.57	27.76	27.95	28.14	28.33
	Max. Power Current (Imp/A)	12.88	12.97	13.06	13.15	13.24
	Open Circuit Voltage (Voc/V)	33.40	33.63	33.86	34.09	34.32
	Short Circuit Current (Isc/A)	13.56	13.65	13.75	13.84	13.94
	Module Efficiency (%)	20.38	20.66	20.95	21.24	21.53
<b>NOCT</b> AM1.5, 800W/m <sup>2</sup> Ambient Temperature 20°C Wind Speed 1m/s	Max. Power at NOCT (Pmpp/W)	264.20	267.92	271.64	275.37	279.09
	Max. Power Voltage (Vmp/V)	25.65	25.83	26.00	26.18	26.36
	Max. Power Current (Imp/A)	10.30	10.37	10.44	10.52	10.59
	Open Circuit Voltage (Voc/V)	31.53	31.74	31.96	32.18	32.39
	Short Circuit Current (Isc/A)	10.95	11.02	11.10	11.18	11.25

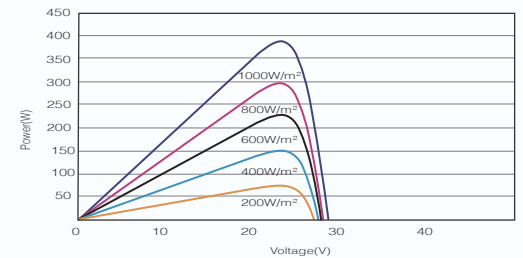
## DIMENSIONS OF PV MODULE



## I - V CURVES OF PV MODULE



## P - V CURVES OF PV MODULE



## MECHANICAL DATA

Solar Cells (mm)	182 x 91mm Mono PERC
Cell Orientation	96 Cells (6 x 16)
Module Dimensions (L*W*H)	1538x1133x30mm
Weight (Kg)	17.8 kg
Glass	3.2 mm coated tempered glass
Backsheet	White
Frame	Silver anodized aluminum alloy
J-Box	IP68, 3 bypass diodes
Cables	Length 350mm, 1x4.0mm <sup>2</sup>
Connector	MC4 and MC4 Compatible

## TEMPERATURE RATINGS

NMOT	45°C (±2°C)
Temperature Coefficient of Pmax	-0.30%/°C
Temperature Coefficient of Voc	-0.249%/°C
Temperature Coefficient of Isc	+0.045%/°C

## MAXIMUM RATING

Operational Temperature (°C)	-40°C to +85°C
Maximum System Voltage (VDC)	1500
Max Series Fuse Rating (A)	25
Mechanical Load Front (Pa)	5,400
Mechanical Load Back (Pa)	2,400

## PACKING CONFIGURATION

Module per box: 36 Pieces

## MODULE PER CONTAINER

1008 Pieces

CAUTION: READ SAFETY AND INSTALLATION INSTRUCTIONS BEFORE USING THE PRODUCTS.

©2023 NBS ENERGY GROUP CO., LTD. Specification included in this datasheet are subject to change without notice.