



M/ET-PD-EN2023V2
info@elite-solar.com



ET-M778BHBB
575W-595W

PERC MODULE



THE-STATE-OF-THE-ART APPAERANCE

Full black designed for a better aesthetic appearance and building integration.



High Efficiency

Higher module conversion efficiency benefit from half cut cell structure (low resistance characteristic, less mismatch loss).



PID Resistance

Excellent Anti-PID performance guarantee limited power degradation for mass production.



Severe Weather Resilience

Certified to withstand: wind load (2400 Pascal) and snow load (5400 Pascal).

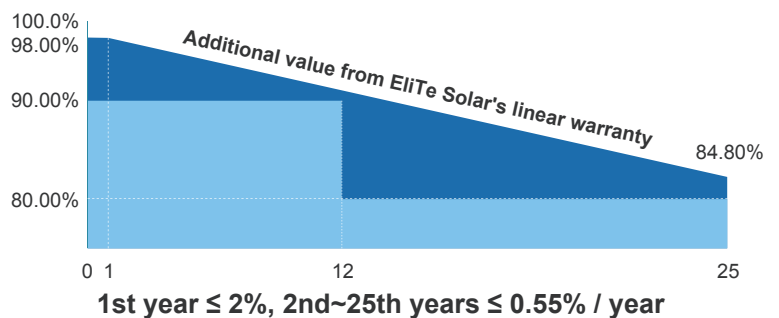


Durability Against Extreme Environmental Conditions

High salt mist and ammonia resistance.

WARRANTY

Standard Module Performance Warranty
Elite Solar Mono Module Linear Performance Warranty



Guarantee on product material and workmanship



Linear power output warranty

IEC61215
IEC61730
UL61215
UL61730



ELECTRICAL SPECIFICATIONS

Module Type	ET-M778BH575BB	ET-M778BH580BB	ET-M778BH585BB	ET-M778BH590BB	ET-M778BH595BB
Maximum Power $-P_{mp}$ (W)	575	580	585	590	595
Open Circuit Voltage $-V_{oc}$ (V)	53.42	53.58	53.74	53.90	54.07
Short Circuit Current $-I_{sc}$ (A)	13.72	13.79	13.86	13.93	14.00
Maximum Power Voltage $-V_{mp}$ (V)	44.82	44.97	45.11	45.25	45.39
Maximum Power Current $-I_{mp}$ (A)	12.83	12.90	12.97	13.04	13.11
Module Efficiency STC η_m (%)	20.6%	20.7%	20.9%	21.1%	21.3%
Power Tolerance (W)	0+3%				
Pmax Temperature Coefficient	-0.340%/°C				
Voc Temperature Coefficient	-0.263%/°C				
Isc Temperature Coefficient	+0.054%/°C				
Fire Performance	Class C(IEC)/Type 1(UL)				

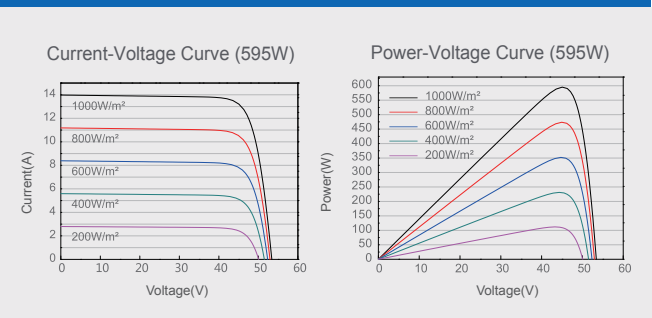
ELECTRICAL SPECIFICATIONS(NOCT)

Module Type	ET-M778BH575BB	ET-M778BH580BB	ET-M778BH585BB	ET-M778BH590BB	ET-M778BH595BB
Maximum Power $-P_{mp}$ (W)	431	435	439	443	447
Open Circuit Voltage $-V_{oc}$ (V)	50.06	50.21	50.36	50.51	50.66
Short Circuit Current $-I_{sc}$ (A)	11.29	11.35	11.41	11.47	11.53
Maximum Power Voltage $-V_{mp}$ (V)	40.32	40.47	40.61	40.75	40.90
Maximum Power Current $-I_{mp}$ (A)	10.69	10.75	10.81	10.87	10.93

MECHANICAL SPECIFICATIONS

External Dimension	2465 x 1134 x 35mm
Weight	31kg
Solar Cells	PERC Mono crystalline 182 x 91 mm (156pcs)
Front Glass	3.2mm AR coating tempered glass
Frame	Anodized aluminium alloy
Junction Box	IP68, 3 diodes
Cable Length (Including Connector)	4.0 mm ² (12AWG), Portrait:200mm(+)/400mm(-);Or customized
Connector	MC4 Compatible

CURVE



APPLICATION CONDITIONS

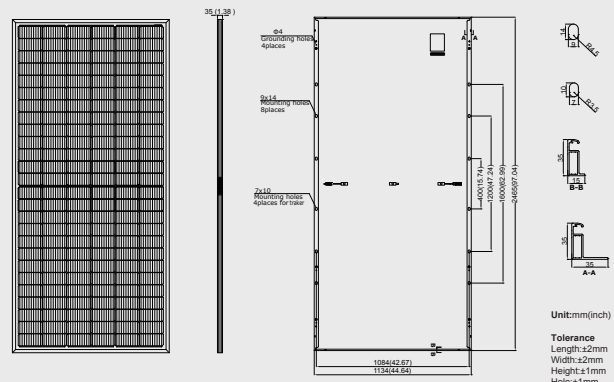
Maximum System Voltage	1500VDC
Maximum Series Fuse Rating	25A
Operating Temperature	-40--+85 °C
Nominal Operating Cell Temperature	45±2 °C
Mechanical Load	5400Pa/2400Pa

PACKING MANNER

Container	40'HQ
Pieces per Pallet	31
Size of packing (mm)	2485*1130*1264
Weight of packing (kg)	1004
Pieces per Container	496

PHYSICAL CHARACTERISTICS

Unit:mm



* The above drawing is a graphical representation of the product.
For engineering quality drawings please contact Elite Solar.

Note: The specifications are obtained under the Standard Test Conditions (STCs): 1000 W/m² solar irradiance, 1.5 Air Mass, and cell temperature of 25°C. The NOCT is obtained under the Test Conditions: 800 W/m², 20°C ambient temperature, 1m/s wind speed, AM 1.5 spectrum. Please contact info@elite-solar.com for technical support. The actual transactions will be subject to the contracts. This parameter is for reference only and it is not a part of the contracts. The specifications are subject to change without prior notice.