

W3 THREE PHASE INVERTER

4 KW TO 20 KW

WAAREE®



Built-in Wi-Fi & DC Switch



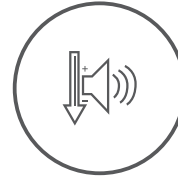
Super large 5-inch LCD



Multiple monitoring and communication



45° C full-load output



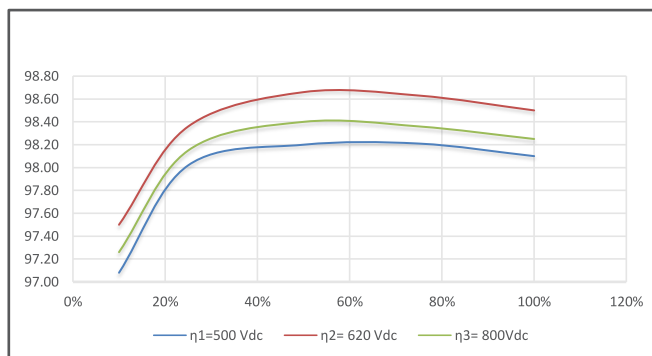
Fanless low noise design



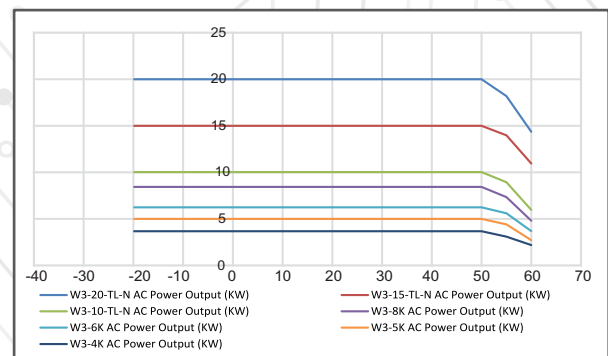
IP 65 dust-proof and water-proof



EFFICIENCY CURVE



USE EFFICIENCY & TEMPERATURE CURVE OF W3- 4 KW TO 20 KW



WiFi/GPRS solution for remote monitoring

Multiple user access



*WAAREE PV POWER LLP shall not be held responsible or liable for any unauthorized or undue alteration, modification, improvisation, change in data, contents, representation on collateral/brochure/datasheet of WAAREE PV POWER LLP.

* Images of product on collaterals/brochures/datasheet of WAAREE PV POWER LLP are for representative purpose only and actual product may differ from the images depicted.

W3 THREE PHASE INVERTER

4 KW TO 20 KW



Technical Data	W3-4 K	W3-5 K	W3-6 K	W3-8 K	W3-10 K	W3-15 K	W3-20 K
PV String Input Data							
Max. DC Input Power (W)	5200	6500	7800	9600	12000	19500	26000
Max. DC Input Voltage (V)	1000						
MPPT Range (V)	200~800			200~850			200~950
Start-up Voltage (V)	180						
MPPT Range for Full Load (V)	195~800	240~800	285~800	380~850	480~850	480~850	460~860
Nominal DC Input Voltage (V)	620						600
Max. Input Current (A)	22/22						
Max. Short Current (A)	13.8					27.6/13.8	27.6/27.6
No. of MPP Trackers	2						
No. of Input Strings per Tracker	1/1					2/1	2/2
AC Output Data							
Nominal Output Power (W)	4000	5000	6000	8000	10000	15000	20000
Max. Output Apparent Power (VA)	4000	5000	6000	8000	10000	16500	22000
Nominal Output Voltage (V)	400, 3L/N/PE						
Nominal Output Frequency (Hz)	50/60						
Max. Output Current (A)	8.5	8.5	10	12.1	15.2	24	31.9
Output Power Factor	~1 (Adjustable from 0.8 leading to 0.8 lagging)						
Output THDi (@Nominal Output)	<2%						<3%
Efficiency							
Max. Efficiency	98.00%			98.30%			98.60%
Euro Efficiency	97.50%			98.00%			98.10%
Protection							
PV String Current Monitoring	Integrated						
Anti-islanding Protection	Integrated						
Input Reverse Polarity Protection	Integrated						
Insulation Resistor Detection	Integrated						
Residual Current Monitoring Unit	Integrated						
DC SPD Protection	Type II						
AC SPD Protection	Type II						
Output Over Current Protection	Integrated						
Output Short Protection	Integrated						
Output Over Voltage Protection	Integrated						
General Data							
Operating Temperature Range (°C)	-25~60						
Relative Humidity	0~100%						
Operating Altitude (m)	≤4000						
Cooling	Natural Convection						Fan Cooling
Noise (dB)	<30				<40	<45	
User Interface	LCD & LED						
Communication	RS485 / WiFi						
Weight (kg)	24					26	
Size (Width*Height*Depth mm)	516*455*192						516*455*220
Protection Degree	IP65						
Night Self Consumption (W)	<1						
Topology	Transformerless						
Certifications & Standards							
Grid Regulation	IEC 61727						
Safety Regulation	IEC62109-1&2						
EMC	EN 61000-6-1, EN 61000-6-2, EN 61000-6-3, EN 61000-6-4						