

CZV200-2

2V 200AH

Tubular Gel OPzV



CZV200-2



Physical Specification

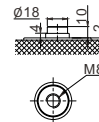
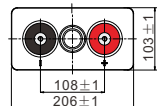
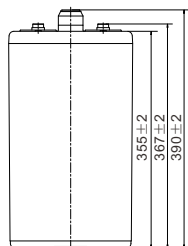
Part Number:	CZV200-2
Length:	103 ± 2 mm (4.05 inches)
Width:	206 ± 2 mm (8.11 inches)
Container Height:	355 ± 2 mm (13.97 inches)
Total Height (with terminal):	390 ± 2 mm (15.35 inches)
Approx Weight:	18.8 kg (41.45 lbs)

Specifications

	Nominal Voltage	2V	
	(C10, 1.80V/cell)	200AH	
Terminal Option	M8		
Container Material	Standard Option	ABS	
	Flame Retardant Option (FR)	ABS (UL94:VO)	
Rated Capacity	(10hr, 25.0A, 1.80V/cell)	200.0 Ah	
	(5hr, 43.6A, 1.75V/cell)	174.5 Ah	
	(3hr, 64.5A, 1.75V/cell)	154.8 Ah	
	(1hr, 139.5A, 1.67V/cell)	111.6 Ah	
Max.Charging Current (25°C)	50.0A		
Max Discharge Current (5s)	1600A		
Internal Resistance	Approx. 1.00mΩ		
Discharge Characteristics	Operating Temp. Range	Discharge: -20°C~55°C (-4°F~131°F)	
		Charge: -0°C~40°C (32°F~104°F)	
		Storage: -20°C~50°C (-4°F~122°F)	
	Nominal Operating Temp. Range	25 ± 3°C (77 ± 5°F)	
	Charge Voltage (25°C)	Float: 2.25V	
		Temp. Coefficient: -3mV/cell/°C	
		Cycle(Equalization): 2.35~2.40V	
	Self Discharge	Less than 3% per month at 25°C	
	Capacity affected by Temperature	40°C (104°F)	106%
		25°C (77°F)	100%
0°C (32°F)		86%	
Design Floating Life at 25°C	20 Years		
Self Discharge	Canbat Tubular Gel OPzV Batteries may be stored for up to 6 months at 25°C (77°F) and then a refresh charge is required. For higher temperatures the time interval will be shorter. Self-discharge is less than 2%		

Dimensions

M8 Terminal



To ensure safe and efficient operation always refer to the latest edition of our datasheets, as published on our website www.canbat.com. Canbat Technologies Inc. All rights reserved. All trademarks are the property of their respective owners. All data subject to change without notice. E&O.E

CZV200-2

2V 200AH

Tubular Gel OPzV



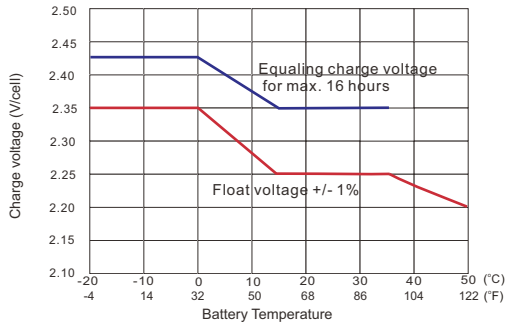
Constant Current Discharge (Amperes) at 25 °C (77°F)

F.V/Time	10min	15min	30min	1h	2h	3h	5h	8h	10h
1.85V/cell	171.0	155.0	122.0	89.4	60.4	46.4	31.7	22.2	18.7
1.80V/cell	210.0	188.0	142.0	100.2	66.2	50.5	34.2	23.8	20.0
1.75V/cell	248.0	210.0	152.0	104.2	68.5	51.6	34.9	24.2	20.3
1.70V/cell	279.0	230.0	161.0	108.7	70.2	52.6	35.4	24.5	20.6
1.67V/cell	299.0	242.0	167.0	111.6	71.4	53.6	36.0	24.8	20.7
1.60V/cell	313.0	251.0	171.0	113.3	72.5	54.2	36.3	25.0	20.9

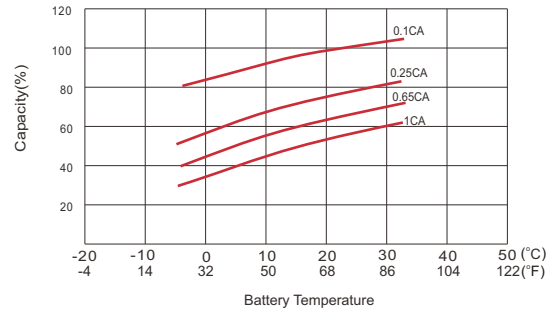
Constant Power Discharge (Watts/cell) at 25 °C (77°F)

F.V/Time	10min	15min	30min	1h	2h	3h	5h	8h	10h
1.85V/cell	318.0	292.0	233.0	172.5	117.4	90.5	62.3	44.1	37.3
1.80V/cell	384.0	348.0	269.0	193.0	128.4	98.0	66.9	47.1	39.7
1.75V/cell	446.0	384.0	284.0	199.3	131.2	99.7	68.1	47.8	40.3
1.70V/cell	492.0	413.0	298.0	206.1	134.1	101.4	69.2	48.3	40.7
1.67V/cell	519.0	430.0	307.0	210.1	136.4	103.1	69.8	48.8	41.0
1.60V/cell	532.0	439.0	311.0	212.4	137.6	103.7	70.3	49.0	41.3

Charge voltage vs ambient temperature curve



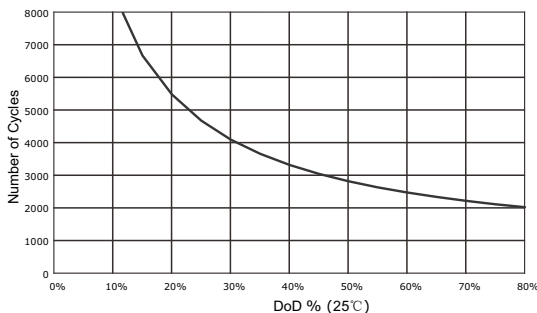
Temperature effects in relation to battery capacity



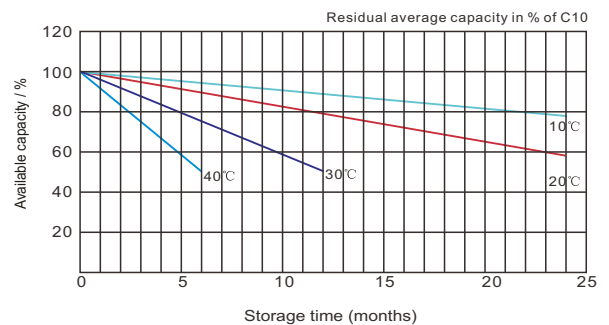
OPzV Tubular Gel Batteries

Canbat OPzV cells are a type of valve regulated sealed lead-acid (VRLA) batteries, designed in Canada with tubular gel technology. They are ideal for applications with discharge over a long period, such as renewable energy, telecom backup, oil and gas, energy storage, railway, emergency lighting and switchgear. Canbat OPzV tubular gel batteries offer high capacity reserve power and deep cycle performance. They also offer a long service life of over 20 years at 20°C (68°F) and a reliable maintenance-free and non-spillable construction. OPzV cells are developed with high capacities to give you more options to meet your energy needs. OPzV technology utilizes tubular positive plates and a fixed gel electrolyte, making them the best valve-regulated battery design available. The 2V series of Canbat OPzV batteries are built with monoblock cells (2V/cell), making it easy to group them and create various battery banks of 12V, 24V and 48V.

Cycle Life in Relation to DOD (C10)



General Relation of Capacity VS. Storage Time



To ensure safe and efficient operation always refer to the latest edition of our datasheets, as published on our website www.canbat.com. Canbat Technologies Inc. All rights reserved. All trademarks are the property of their respective owners. All data subject to change without notice. E&O.E