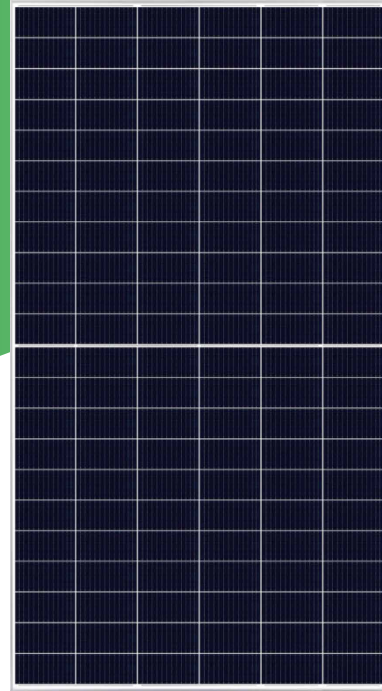


# EN210M-132D-650/655/660/665/670W







## Bifacial Dual Glass Monocrystalline Solar Module 132 Half-cell Series

### ABOUT ECONESS ENERGY

Established in 2009, Econess Energy is engaged in PV power station development and PV module production. With current annual production capacity of 12GW modules, Econess Energy now distributes its PV products all over the world, such as Germany, Spain, Italy, France, India, Japan etc. As a strong, bankable partner, we are committed to building strategic, mutually beneficial collaboration with installers and developers.



### KEY FEATURES

- 
**Multi Busbar Technology**  
 Better light trapping and current collection to improve module power output and reliability
- 
**Bifacial power generation**  
 Bifacial cell technology, 5% to 25% more yield depends on different conditions
- 
**Lower temperature coefficients**  
 Enhance power generation
- 
**Enhanced Mechanical Load**  
 Certified to withstand: wind load (2400 Pa) and snow load (5400 Pa)
- 
**IP68 junction box**  
 High waterproof level
- 
**High customer value**  
 Lower BOS cost and LCOE

### SYSTEM & PRODUCT CERTIFICATES

- IEC 61215 / IEC 61730
- IEC 61701 / IEC 62804
- ISO 9001 : 2015 Quality Management System
- ISO 14001 : 2015 Environment Mangement System
- ISO 45001 : 2018 Occupational Health and Safety Management System



### QUALITY WARRANTY

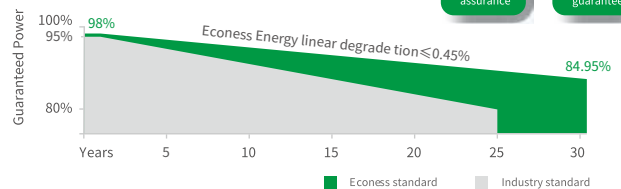
Econess Energy guarantees that defects will not appear in materials and workmanship defined by IEC61215 or IEC61730 under normal installation, use and maintenance as specified in Econess Energy's installation manual for 12 years from the warranty starting date.

### PERFORMANCE WARRANTY

#### Bifacial Dual Glass Monocrystalline Solar Module

**12** years  
Quality assurance

**30** years  
Power output guarantee



## ELECTRICAL PARAMETERS

### Performance at STC (Power Tolerance 0-+5W )

Maximum Power(Pmax/W)	650	655	660	665	670
Operating Voltage (Vmpp/V)	37.68	37.88	37.08	38.28	38.48
Operating Current(Imp/A)	17.26	17.30	17.34	17.38	17.42
Open-Circuit Voltage (Voc/V)	45.49	45.69	45.89	46.09	46.29
Short-Circuit Current(Isc/A)	18.32	18.37	18.42	18.47	18.52
Module Efficiency $\eta_m$ (%)	20.92	21.09	21.25	21.41	21.57

### Performance at NOCT

Maximum Power(Pmax/W)	489.5	493.5	497.1	500.9	504.7
Operating Voltage(Vmpp/V)	35.19	35.34	35.47	35.60	35.74
Operating Current(Imp/A)	13.92	13.97	14.02	14.07	14.12
Open-Circuit Voltage(Voc/V)	42.63	42.83	43.03	43.23	43.43
Short-Circuit Current(Isc/A)	14.77	14.82	14.87	14.92	14.97

STC: Irradiance 1000W/m<sup>2</sup>, Cell Temperature 25°C, Air Mass AM1.5 NOCT: Irradiance 800W/m<sup>2</sup>, Ambient Temperature 25°C, Wind Speed 1m/s

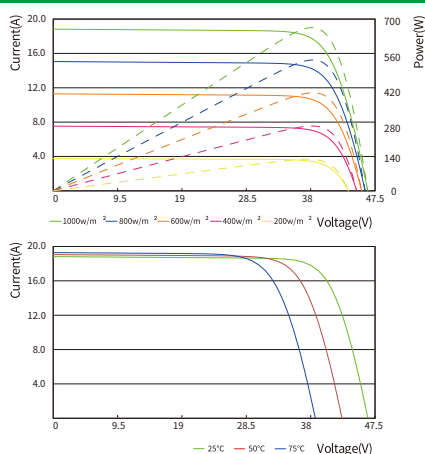
### Electrical characteristics with different rear side power again (reference to 670W front)

Pmax gain(%)	5%	10%	15%	20%	25%
Maximum Power (Pmax/W)	703.5	737.0	770.5	804.0	837.5
Maximum Power Voltage (Vmpp/V)	38.48	38.48	38.48	38.48	38.48
Maximum Power Current (Imp/A)	18.29	19.16	20.03	20.90	21.78

## MECHANICAL SPECIFICATION

Cell Arrangement	132 [ 2 x ( 11 x 6 ) ]
Weight	37 kg(81.57 lb)
Module Dimensions	2384 x 1303 x 33 mm(93.86 x 51.30 x 1.30 inch)
Cable	350 mm(13.78 inch) · 4mm <sup>2</sup> (0.006 sq.in)
Front Glass	2.0 mm High Transmission, Tempered Glass
Packing Configuration	33pcs/Pallet, 594pcs/40hq
Frame	Anodized Aluminium Alloy
Junction Box	IP68

## I-V CURVE



## OPERATING CONDITIONS

Maximum System Voltage	1500V (IEC/UL) DC
Operating Temp	-40°C ~ +85°C
Maximum Fuse Rating	35 A
Static Loading	5400 Pa
Connector	MC4 Compatible

## TEMPERATURE COEFFICIENT

Temperature Coefficient(Pmax)	-0.34%/°C
Temperature Coefficient(Voc)	-0.25%/°C
Temperature Coefficient(Isc)	+0.04%/°C
NOCT	41 ± 2°C

## TECHNICAL DRAWINGS (mm)

