

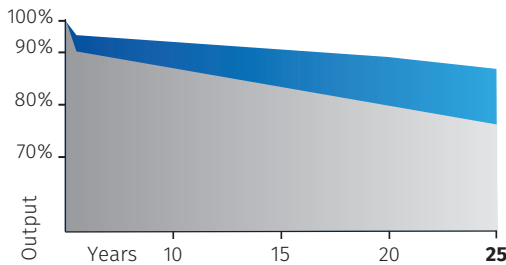


## FU 530/535/540/545/550 M Silk® Plus

### PERC MBB half-cut cells

#### PERFORMANCE GUARANTEE

Max power decrease from 2<sup>nd</sup> year 0,5%/year  
 97% at the end of first year  
 90% at the end of 20<sup>th</sup> year  
 87% at the end of 25<sup>th</sup> year



■ Market standard performances  
 ■ FuturaSun performances

#### CERTIFICATIONS

IEC 61215:2016 - IEC 61730:2016  
 & Factory Inspection  
 Fire Resistance - Class C

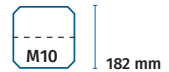


**530 - 550 Wp**

**POWER RANGE**

**-0.35 %/°C**

**TEMPERATURE COEFFICIENT**



**144 HALF-CUT MBB CELLS**

#### GENERAL FEATURES & KEY BENEFITS



- 25-year performance guarantee & 15-year product warranty

- Up to 21.28 % module efficiency equal to 212.8 Wp/m<sup>2</sup>



- Two independent section design secures a higher energy yield under shaded conditions



- Half-cut design in combination with multi-busbar reduces operating current and internal resistance

- Lower risk of micro-cracks and hot-spot



- Less shades and more reflected light to the cell thanks to the round ribbon

- Lower LCOE (Levelized Cost Of Energy), reduced BOS (Balance Of System) cost, shorter payback time



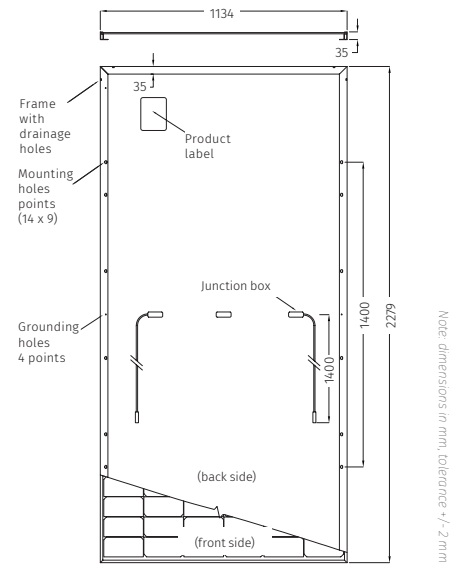
- Long cable as standard suitable for landscape configurations



For detailed information, please refer to the installation manual

**MECHANICAL SPECIFICATIONS**

Dimensions	2279 x 1134 x 35 mm
Weight	28.2 kg
Glass	High transmission, Low iron, Tempered, ARC, Thickness, 3.2 mm
Cells	144 monocrystalline half cut MBB PERC cells 182 x 91 mm
Frame	Anodized aluminium frame with mounting and drainage holes
Junction boxes	Certified according to IEC 62790, IP 68 approved, 3 bypass diodes
Cables	Solar cable, length 1400 mm or customized assembled with 4mm² compatible connectors
Maximum reverse current (Ir)	25 A
Maximum system voltage	1000 V (1500 V on request)
Mechanical load (snow)	Design load: 3600 Pa 5400 Pa (including safety factor 1.5)
Mechanical load (wind)	Design load: 1600 Pa 2400 Pa (including safety factor 1.5)
Protection Class	II - accordance to IEC 61730



Note: dimensions in mm, tolerance +/- 2 mm

**ELECTRICAL DATA - STC\***

		FU 530 M	FU 535 M	FU 540 M	FU 545 M	FU 550 M
Module power (Pmax)	W	530	535	540	545	550
Open circuit voltage (Voc)	V	49.36	49.51	49.66	49.81	49.96
Short circuit current (Isc)	A	13.63	13.7	13.77	13.84	13.91
Maximum power voltage (Vmpp)	V	41.48	41.64	41.8	41.96	42.12
Maximum power current (Imp)	A	12.78	12.85	12.92	12.99	13.06
Module efficiency	%	20.51	20.70	20.89	21.09	21.28

**ELECTRICAL DATA - NMOT\*\***

		FU 530 M	FU 535 M	FU 540 M	FU 545 M	FU 550 M
Module power (Pmax)	W	400	404	407	411	415
Open circuit voltage (Voc)	V	46.28	46.41	46.53	46.65	46.78
Short circuit current (Isc)	A	10.97	11.01	11.05	11.09	11.13
Maximum power voltage (Vmpp)	V	38.65	38.89	39.03	39.26	39.49
Maximum power current (Imp)	A	10.35	10.39	10.43	10.47	10.51

**TEMPERATURE RATINGS**

Temperature coefficient Isc	%/°C	0.05
Temperature coefficient Voc	%/°C	-0.27
Temperature coefficient Pmax	%/°C	-0.35
NMOT**	°C	45
Operating temperature	°C	from -40 to +85

**PACKAGING INFORMATION**

Quantity / Pallet	31 pcs
Container 40' HQ	620 pcs / 20 pallets

\*Standard Test Conditions STC: 1000 W/m² - AM 1.5 - 25 °C - tolerance: Pmax (±3%), Voc (±4%), Isc (±5%).

\*\*Nominal Module Operating Temperature NMOT: 800 W/m² - T=45 °C - AM 1.5.

Notice: All data and specifications are preliminary and subject to change without notice.

