

TRANSFORMERLESS CENTRAL INVERTERS WITH A SINGLE POWER BLOCK

Up to 1800 kVA at 1500 V

Maximum power density

These PV central inverters feature more power per cubic foot. Thanks to the use of high-quality components, this inverter series performs at the highest possible level.

Latest generation electronics

The B Series inverters integrate an innovative control unit that runs faster and performs a more efficient and sophisticated inverter control, as it uses a last-generation digital signal processor. Furthermore, the hardware of the control unit allows some more accurate measurements and very reliable protections.

These inverters feature a low voltage ride-through capability and also a lower power consumption thanks to a more efficient power supply electronic board.

Improved AC connection

The output connection has been designed in order to facilitate a direct close-coupled connection with the MV transformer.

Maximum protection

These three phase inverters are equipped with a motorized DC switch to decouple the PV generator from the inverter. Moreover, they are also supplied with a motorized AC circuit breaker. Optionally, they can be supplied with DC fuses, smart grounding kit and input current monitoring.

Maximum efficiency values

Through the use of innovative electronic conversion topologies, efficiency values of up to 98.9% can be achieved. Thanks to a sophisticated control algorithm, this equipment can guarantee maximum efficiency depending on the PV power available.

Enhanced functionality

This new INGECON® SUN Power range features a revamped, improved enclosure which, together with its innovative air cooling system, makes it possible to increase the ambient operating temperature.



Up to 1800 kVA at 1500 V

Long-lasting design

The inverters have been designed to guarantee a long life expectancy, as demonstrated by the stress tests they are subjected to. Standard 5 year warranty, extendable for up to 25 years.

Grid support

The INGECON® SUN Power B Series has been designed to comply with the grid connection requirements in different countries, contributing to the quality and stability of the electric system. These inverters therefore feature a low voltage ride-through capability, and can deliver reactive power and control the active power delivered to the grid. Moreover,

they can operate in weak power grids with a low short-circuit ratio (SCR).

Ease of maintenance

All the elements can be removed or replaced directly from the inverter's front side, thanks to its new design.

Easy to operate

The INGECON® SUN Power inverters feature an LCD screen for the simple and convenient monitoring of the inverter status and a range of internal variables.

The display also includes a number of LEDs to show the inverter operating status with warning lights to indicate any incidents. All this helps to simplify and facilitate maintenance tasks.

Monitoring and communication

Ethernet communications supplied as standard. The following applications are included at no extra cost: INGECON® SUN Manager, INGECON® SUN Monitor and its Smartphone version Web Monitor, available on the App Store. These applications are used for monitoring and recording the inverter's internal operating variables through the Internet (alarms, real time production, etc.), in addition to the historical production data.

Two communication ports available (one for monitoring and one for plant controlling), allowing fast and simultaneous plant control.

PROTECTIONS

- DC Reverse polarity.
- Short-circuits and overloads at the output.
- Anti-islanding with automatic disconnection.
- Insulation failure DC.
- Up to 15 pairs of fuse-holders.
- Lightning induced DC and AC surge arresters, type II.
- Motorized DC switch to automatically disconnect the inverter from the PV array.
- Motorized AC circuit breaker.
- Low-voltage ride-through capability.
- Hardware protection via firmware.
- Additional protection for the power electronics, as it is air-cooled by a closed loop.

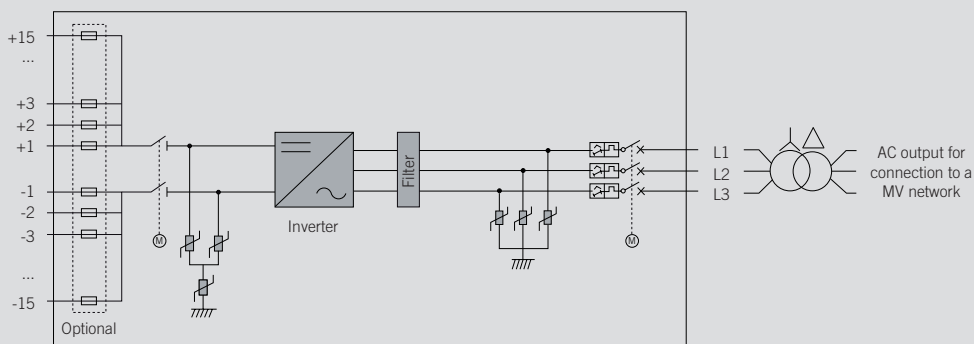
OPTIONAL ACCESSORIES

- Auxiliary services feeder.
- Grounding kit.
- Heating kit, for operating at an ambient temperature of down to -30 °C.
- Lightning induced DC surge arresters, type I+II.
- DC fuses.
- Monitoring of the DC currents.
- Sand trap kit.
- Wattmeter on the AC side.
- PID prevention kit (PID: Potential Induced Degradation).
- Nighttime reactive power injection.
- Integrated DC combiner box.

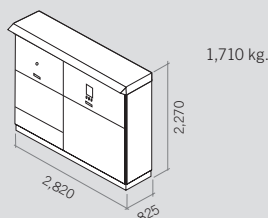
ADVANTAGES OF THE B SERIES

- Higher power density.
- Latest generation electronics.
- More efficient electronic protection.
- Night time supply to communicate with the inverter at night.
- Enhanced performance.
- Easier maintenance thanks to its new design and enclosure.
- Lightweight spares.
- It allows to ground the PV array.
- Components easily replaceable.

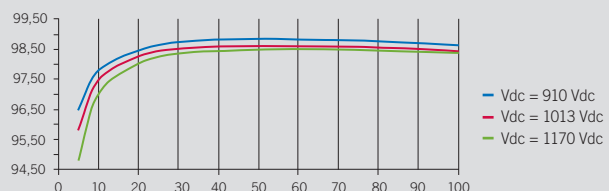
Power B Series



Size and weight (mm)



Efficiency INGECON® SUN 1640TL B630



	1170TL B450	1400TL B540	1500TL B578	1560TL B600	1600TL B615
Input (DC)					
Recommended PV array power range ⁽¹⁾	1,157 - 1,520 kWp	1,389 - 1,824 kWp	1,487 - 1,952 kWp	1,543 - 2,026 kWp	1,582 - 2,077 kWp
Voltage Range MPP ⁽²⁾	645 - 1,300 V	769 - 1,300 V	822 - 1,300 V	853 - 1,300 V	873 - 1,300 V
Maximum voltage ⁽³⁾	1,500 V				
Maximum current	1,870 A				
N° inputs with fuse holders	6 up to 15 (up to 12 with the combiner box)				
Fuse dimensions	63 A / 1,500 V to 500 A / 1,500 V fuses (optional)				
Type of connection	Connection to copper bars				
Power blocks	1				
MPPT	1				
Max. current at each input	From 40 A to 350 A for positive and negative poles				
Input protections					
Overvoltage protections	Type II surge arresters (type I+II optional)				
DC switch	Motorized DC load break disconnect				
Other protections	Up to 15 pairs of DC fuses (optional) / Insulation failure monitoring / Anti-islanding protection / Emergency pushbutton				
Output (AC)					
Power IP54 @30 °C / @50 °C	1,169 kVA / 1,052 kVA	1,403 kVA / 1,263 kVA	1,502 kVA / 1,352 kVA	1,559 kVA / 1,403 kVA	1,598 kVA / 1,438 kVA
Current IP54 @30 °C / @50 °C	1,500 A / 1,350 A				
Power IP56 @27 °C / @50 °C ⁽⁴⁾	1,169 kVA / 1,035 kVA	1,403 kVA / 1,242 kVA	1,502 kVA / 1,330 kVA	1,559 kVA / 1,380 kVA	1,598 kVA / 1,415 kVA
Current IP56 @ 27°C / @ 50°C ⁽⁴⁾	1,500 A / 1,328 A				
Rated voltage ⁽⁵⁾	450 V IT System	540 V IT System	578 V IT System	600 V IT System	615 V IT System
Frequency	50 / 60 Hz				
Power Factor adjustable	Yes, 0-1 (leading / lagging)				
THD (Total Harmonic Distortion) ⁽⁶⁾	<3%				
Output protections					
Overvoltage protections	Type II surge arresters				
AC breaker	Motorized AC circuit breaker				
Anti-islanding protection	Yes, with automatic disconnection				
Other protections	AC short circuits and overloads				
Features					
Maximum efficiency	98.9%				
Euroefficiency	98.5%				
Max. consumption aux. services	4,700 W (25 A)				
Stand-by or night consumption ⁽⁷⁾	90 W				
Average power consumption per day	2,000 W				
General Information					
Ambient temperature	-20 °C to +57 °C				
Relative humidity (non-condensing)	0 - 100%				
Protection class	IP54 (IP56 with the sand trap kit)				
Corrosion protection	External corrosion protection				
Maximum altitude	4,500 m (for installations beyond 1,000 m, please contact Ingeteam's solar sales department)				
Cooling system	Air forced with temperature control (230 V phase + neutral power supply)				
Air flow range	0 - 7,800 m ³ /h				
Average air flow	4,200 m ³ /h				
Acoustic emission (100% / 50% load)	<66 dB(A) at 10m / <54.5 dB(A) at 10m				
Marking	CE				
EMC and security standards	IEC 62920, IEC 61000-6-1, IEC 61000-6-2, IEC 61000-6-4, IEC 61000-3-11, IEC 61000-3-12, IEC 62109-1, IEC 62109-2, EN 50178, FCC Part 15, AS3100				
Grid connection standards	IEC 62116, EN 50530, IEC 61683, EU 631/2016 (EN 50549-2, P.O.12.2, CEI 0-16, VDE AR N 4120 ...), G99, South African Grid code, Mexican Grid Code, Chilean Grid Code, Ecuadorian Grid Code, Peruvian Grid code, Thailand PEA requirements, IEC61727, UNE 206007-1, ABNT NBR 16149, ABNT NBR 16150, IEEE 1547, IEEE1547.1, DEWA (Dubai) Grid code, Abu Dhabi Grid Code, Jordan Grid Code, Egyptian Grid Code, Saudi Arabia Grid Code, RETIE Colombia, Australian Grid Code				

Notes: ⁽¹⁾ Depending on the type of installation and geographical location. Data for STC conditions ⁽²⁾ V_{mpp,min} is for rated conditions (V_{ac}=1 p.u. and Power Factor=1) and floating systems ⁽³⁾ Consider the voltage increase of the 'Voc' at low temperatures ⁽⁴⁾ With the sand trap kit ⁽⁵⁾ Other AC voltages and powers available upon request ⁽⁶⁾ For P_{out}>25% of the rated power and voltage in accordance with IEC 61000-3-4 ⁽⁷⁾ Consumption from PV field when there is PV power available.

	1640TL B630	1675TL B645	1715TL B660	1755TL B675	1800TL B690
Input (DC)					
Recommended PV array power range ⁽¹⁾	1,620 - 2,128 kWp	1,659 - 2,179 kWp	1,698 - 2,229 kWp	1,736 - 2,280 kWp	1,775 - 2,331 kWp
Voltage Range MPP ⁽²⁾	894 - 1,300 V	915 - 1,300 V	935 - 1,300 V	957 - 1,300 V	978 - 1,300 V
Maximum voltage ⁽³⁾	1,500 V				
Maximum current	1,870 A				
N° inputs with fuse holders	6 up to 15 (up to 12 with the combiner box)				
Fuse dimensions	63 A / 1,500 V to 500 A / 1,500 V fuses (optional)				
Type of connection	Connection to copper bars				
Power blocks	1				
MPPT	1				
Max. current at each input	From 40 A to 350 A for positive and negative poles				
Input protections					
Overvoltage protections	Type II surge arresters (type I+II optional)				
DC switch	Motorized DC load break disconnect				
Other protections	Up to 15 pairs of DC fuses (optional) / Insulation failure monitoring / Anti-islanding protection / Emergency pushbutton				
Output (AC)					
Power IP54 @30 °C / @50 °C	1,637 kVA / 1,473 kVA	1,676 kVA / 1,508 kVA	1,715 kVA / 1,543 kVA	1,754 kVA / 1,578 kVA	1,793 kVA / 1,613 kVA
Current IP54 @30 °C / @50 °C	1,500 A / 1,350 A				
Power IP56 @27 °C / @50 °C ⁽⁴⁾	1,637 kVA / 1,449 kVA	1,676 kVA / 1,484 kVA	1,715 kVA / 1,518 kVA	1,754 kVA / 1,552.6 kVA	1,793 kVA / 1,587 kVA
Current IP56 @27 °C / @50 °C ⁽⁴⁾	1,500 A / 1,328 A				
Rated voltage ⁽⁵⁾	630 V IT System	645 V IT System	660 V IT System	675 V IT System	690 V IT System
Frequency	50 / 60 Hz				
Power Factor adjustable	Yes, 0-1 (leading / lagging)				
THD (Total Harmonic Distortion) ⁽⁶⁾	<3%				
Output protections					
Overvoltage protections	Type II surge arresters				
AC breaker	Motorized AC circuit breaker				
Anti-islanding protection	Yes, with automatic disconnection				
Other protections	AC short circuits and overloads				
Features					
Maximum efficiency	98.9%				
Euroefficiency	98.5%				
Max. consumption aux. services	4,700 W (25 A)				
Stand-by or night consumption ⁽⁷⁾	90 W				
Average power consumption per day	2,000 W				
General Information					
Operating temperature	-20 °C to +57 °C				
Relative humidity (non-condensing)	0 - 100%				
Protection class	IP54 (IP56 with the sand trap kit)				
Corrosion protection	External corrosion protection				
Maximum altitude	4,500 m (for installations beyond 1,000 m, please contact Ingeteam's solar sales department)				
Cooling system	Air forced with temperature control (230 V phase + neutral power supply)				
Air flow range	0 - 7,800 m ³ /h				
Average air flow	4,200 m ³ /h				
Acoustic emission (100% / 50% load)	<66 dB(A) at 10m / <54.5 dB(A) at 10m				
Marking	CE				
EMC and security standards	IEC 62920, IEC 61000-6-1, IEC 61000-6-2, IEC 61000-6-4, IEC 61000-3-11, IEC 61000-3-12, IEC 62109-1, IEC 62109-2, EN 50178, FCC Part 15, AS3100				
Grid connection standards	IEC 62116, EN 50530, IEC 61683, EU 631/2016 (EN 50549-2, P.O.12.2, CEI 0-16, VDE AR N 4120 ...), G99, South African Grid code, Mexican Grid Code, Chilean Grid Code, Ecuadorian Grid Code, Peruvian Grid code, Thailand PEA requirements, IEC61727, UNE 206007-1, ABNT NBR 16149, ABNT NBR 16150, IEEE 1547, IEEE1547.1, DEWA (Dubai) Grid code, Abu Dhabi Grid Code, Jordan Grid Code, Egyptian Grid Code, Saudi Arabia Grid Code, RETIE Colombia, Australian Grid Code				

Notes: ⁽¹⁾ Depending on the type of installation and geographical location. Data for STC conditions ⁽²⁾ V_{mpp,min} is for rated conditions (V_{ac}=1 p.u. and Power Factor=1) and floating systems ⁽³⁾ Consider the voltage increase of the 'Voc' at low temperatures ⁽⁴⁾ With the sand trap kit ⁽⁵⁾ Other AC voltages and powers available upon request ⁽⁶⁾ For P_{out}>25% of the rated power and voltage in accordance with IEC 61000-3-4 ⁽⁷⁾ Consumption from PV field when there is PV power available.