




LUXOR

solar module manufacturer



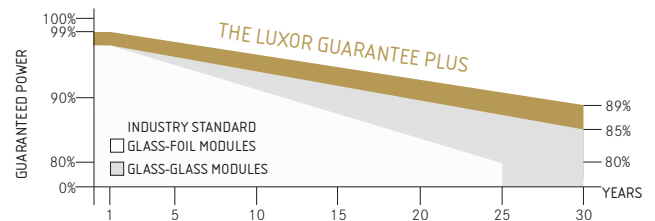
- + POWERFUL N-TYPE TOPCON CELLS
- + DOUBLE GLASS: HIGHER MECHANICAL STABILITY AND FIRE SAFETY
- + BIFACIAL: DOUBLE-SIDED POWER GENERATION FOR MORE YIELD
- + REDUCTION OF BALANCE-OF-SYSTEM-COSTS THROUGH HIGHER PERFORMANCE PER MODULE
- + APPLICATION: WHEREVER LONGEVITY AND ROBUSTNESS ARE REQUIRED



product guarantee¹



linear performance guarantee¹



ECO LINE N-TYPE GLASS-GLASS BIFACIAL

M144/ 555 - 575W

MONOCRYSTALLINE N-TYPE MODULE FAMILY, WHITE MESH



Longlife tested



Power proofed



Safety provided




Selection of components



Back glass



Performance surplus of 0 Wp to 6.49 Wp



Higher heat dispensing



PID free LID Free



German warrantor

ECO LINE N-TYPE GLASS-GLASS BIFACIAL

M144 / 555 - 575 W, WHITE MESH

Module type LX - XXX M/182-144+ GG BIF | XXX = Rated power Pmpp

Electrical data at STC

Rated power Pmpp [Wp]	555.00	560.00	565.00	570.00	575.00
Pmpp range to	561.49	566.49	571.49	576.49	581.49
Rated current Impp [A]	13.29	13.33	13.37	13.41	13.45
Rated voltage Vmpp [V]	41.77	42.02	42.27	42.52	42.78
Short-circuit current Isc [A]	14.02	14.06	14.10	14.15	14.19
Open-circuit voltage Uoc [V]	50.57	50.87	51.17	51.48	51.79
Efficiency at STC up to	21.74%	21.93%	22.12%	22.32%	22.51%
Efficiency at 200 W/m ²	21.26%	21.45%	21.65%	21.84%	22.04%

Electrical data at NOCT

Power at Pmpp [Wp]	417.36	421.12	424.88	428.64	432.40
Rated current Impp [A]	10.73	10.76	10.79	10.82	10.86
Rated voltage Vmpp [V]	38.90	39.14	39.38	39.62	39.82
Short-circuit current Isc [A]	11.32	11.35	11.38	11.42	11.45
Open-circuit voltage Uoc [V]	46.68	46.97	47.26	47.56	47.86

Specification as per STC (Standard test conditions): irradiance 1000W/m² | module temperature 25°C | Air Mass = 1.5
 NOCT (nominal operating cell temperature): irradiance 800W/m² | wind speed 1 m/sec | ambient temperature 20°C | cell operating temperature 45 +/-2°C | Air Mass = 1.5

Bifacial Gain* (e.g.565 Wp)

Backside power gain [Wp]	5%	10%	15%	20%	25%
Rated power Pmpp [Wp]	593.25	621.50	649.75	678.00	706.25
Rated current Impp [A]	14.03	14.70	15.37	16.04	16.70
Rated voltage Vmpp [V]	42.27	42.27	42.27	42.28	42.28
Short-circuit current Isc [A]	14.81	15.51	16.22	16.92	17.63
Open-circuit voltage Uoc [V]	51.17	51.17	51.17	51.18	51.18

*depending on the reflection of the underlying surface

Limiting values

Max. system voltage max. return current	1000 V or 1500 V 30 A
Safety class Fire safety class	II C (according to IEC 61730)
Operating Temperature	-40 up to 85°C
Max. tested pressure load-/tensile ²	5400 Pa / 2400 Pa

Temperature coefficient

Temperature coefficient [U] [I] [P]	-0.25 % /°C 0.045 % /°C -0.3 % /°C
---	--

Specifications

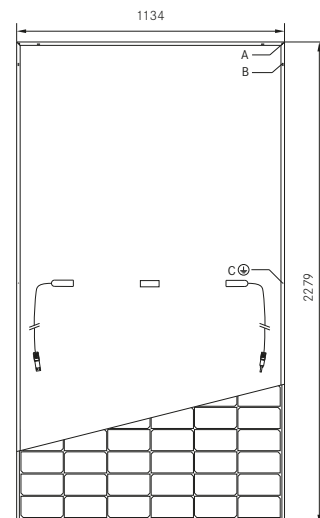
Cells (matrix) Dimenstions Type	144 (6 x24) 182 mm x 91 mm N-Type TOPCon
Module dimensions (L x W x H) ³ Weight	2279 mm x 1134 mm x 30 mm 32.7 kg
Bifaciality factor ⁵	Up to 80 %
Front-side glass	2 mm tempered, highly transparent, anti-reflection solar glass
Back-side	2 mm tempered, highly transparent solar glass with white mesh
Frame	Stable, anodised aluminium frame
Embedding material	POE/EVA
Junction Box Diodes	At least IP67 3 Schottky Diodes
Cable	Symmetrical cable lengths > 1.4 m, 4 mm ² solar cable
Connectors	MC4 or equivalent with IP67
Hail test (max. hailstorm)	Ø 45 mm impact velocity 23 m/s ± 83 km/h

The specifications and average values can vary slightly. Relevant is the corresponding data of the individual measurement. Specifications are subject to change without notice. Measurement tolerance depending on equipment: rated power +/- 3%, other values +/- 10%. All information given in this data sheet corresponds to DIN EN 50380. A potential light-induced degradation of the power after commissioning is not considered here. Further information in the installation manuals.

- The specific warranty conditions are given under www.luxor.solar/downloads.html
- Horizontal mounted, for details please check mounting instruction
- Tolerance L/W = +/- 3 mm, H +/-2 mm, the dimensions given in the order confirmation will be decisive
- Location and dimensios of holes on request
- N-Type TOPCon Bifaciality 77 % +/- 3 %

Luxor, your specialised company

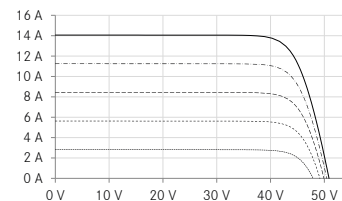
Back - / Frontview³



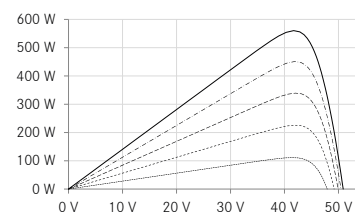
Drilled holes⁴ A: 4 x drainage
 B: 16 x ventilation
 C: 8 x mounting

Electrical characteristics

UI-diagram e.g. 560 Wp



UP-diagram e.g. 560 Wp



Guidelines:
 93/68/EEC
 2014/35/EU, (LVD)
 2014/30/EU, (EMC)

The validity of the certificates/listings for a specific country has to be examined under: www.luxor.solar/downloads.html