




M/ET-PD-EN2024V2
info@elite-solar.com



ET-N754TBHGL
420W-440W

N-Type BIFACIAL MODULE



Advanced Technology

N-Type M10 wafer, TOPCon solar cells, high-density interconnect technology.



Increased Performance

Well-suited for use in environments characterized by high reflectivity, elevated temperatures, scarce land availability, and substantial labor expenses.



Increased Power Generation

Lower degradation, increased bifaciality, and lower temperature coefficient improves energy yields.



Increased Value

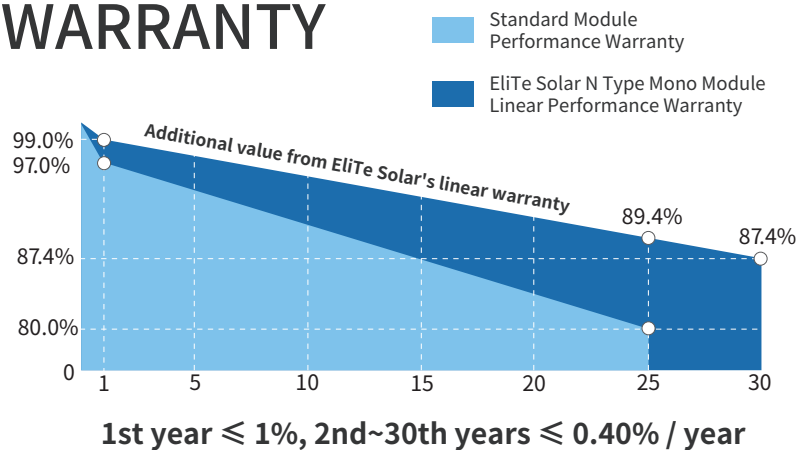
Increased efficiency results in decreased LCOE and BOS costs.



Severe Weather Resilience

Certified to withstand: wind load (2400 Pascal) and snow load (5400 Pascal).

WARRANTY



Guarantee on product material and workmanship



Linear power output warranty

IEC61215
IEC61730
UL61215
UL61730



ELECTRICAL SPECIFICATIONS

Module Type	ET-N754TBH420GL		ET-N754TBH425GL		ET-N754TBH430GL		ET-N754TBH435GL		ET-N754TBH440GL	
	STC	NOCT	STC	NOCT	STC	NOCT	STC	NOCT	STC	NOCT
Maximum Power -P _{mp} (W)	420	316	425	320	430	323	435	327	440	331
Open Circuit Voltage -V _{oc} (V)	38.46	36.54	38.66	36.73	38.86	36.92	39.06	37.11	39.26	37.30
Short Circuit Current -I _{sc} (A)	13.52	10.91	13.58	10.96	13.65	11.02	13.72	11.07	13.78	11.12
Maximum Power Voltage -V _{mp} (V)	33.02	31.08	33.21	31.26	33.39	31.43	33.55	31.57	33.73	31.74
Maximum Power Current -I _{mp} (A)	12.72	10.17	12.8	10.24	12.88	10.28	12.97	10.36	13.05	10.43
Module Efficiency STC-η _m (%)	21.5%		21.8%		22.0%		22.3%		22.5%	
Power Tolerance (W)	0~+3%									
Pmax Temperature Coefficient	-0.30%/°C									
Voc Temperature Coefficient	-0.22%/°C									
Isc Temperature Coefficient	+0.042%/°C									
Fire Performance	Type 29(UL)									

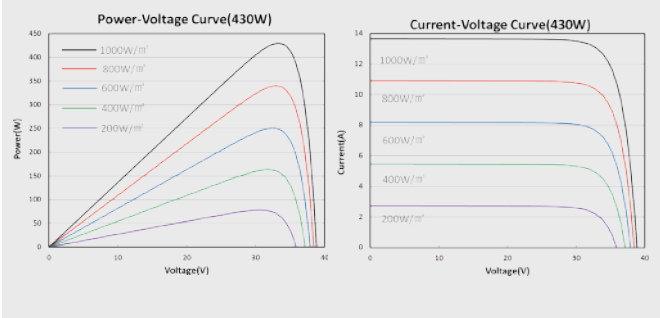
REAR SIDE POWER GAIN (ET-N754TBH430GL)

Power Gain	10%	15%	20%	25%
Maximum Power -P _{mp} (W)	473	495	516	538
Open Circuit Voltage -V _{oc} (V)	38.86	38.86	38.86	38.86
Short Circuit Current -I _{sc} (A)	14.87	15.58	16.23	16.92
Maximum Power Voltage -V _{mp} (V)	33.39	33.39	33.39	33.39
Maximum Power Current -I _{mp} (A)	14.17	14.83	15.46	16.12

MECHANICAL SPECIFICATIONS

External Dimension	1722 x 1134 x 30mm
Weight	24kg
Solar Cells	N Type 182 x 91 mm (108pcs)
Front Glass/Back Glass	2.0mm/2.0mm
Frame	Anodized aluminium alloy
Junction Box	IP68, 3 diodes
Cable Length (Including Connector)	4.0 mm ² (12AWG), Portrait:200mm(+)/400mm(-);Or customized
Connector	MC4 Compatible
Power Bifaciality*	80%±10%

CURVE



APPLICATION CONDITIONS

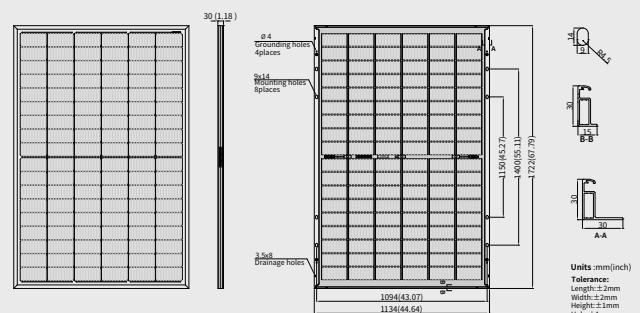
Maximum System Voltage	1500VDC
Maximum Series Fuse Rating	30A
Operating Temperature	-40~+85 °C
Nominal Operating Cell Temperature	45±2 °C
Mechanical Load	5400Pa/2400Pa

PACKING MANNER

Container	40' HQ
Pieces per Pallet	36
Size of packing (mm)	1760*1130*1264
Weight of packing (kg)	903
Pieces per Container	936/756(NA)

PHYSICAL CHARACTERISTICS

Unit:mm



* The above drawing is a graphical representation of the product.
For engineering quality drawings please contact EliTe Solar.

Note: The specifications are obtained under the Standard Test Conditions (STCs): 1000 W/m² solar irradiance, 1.5 Air Mass, and cell temperature of 25°C. The NOCT is obtained under the Test Conditions: 800 W/m², 20°C ambient temperature, 1m/s wind speed, AM 1.5 spectrum.

Please contact info@elite-solar.com for technical support. The actual transactions will be subject to the contracts. This parameter is for reference only and it is not a part of the contracts. The specifications are subject to change without prior notice.