




LUXOR

solar module manufacturer



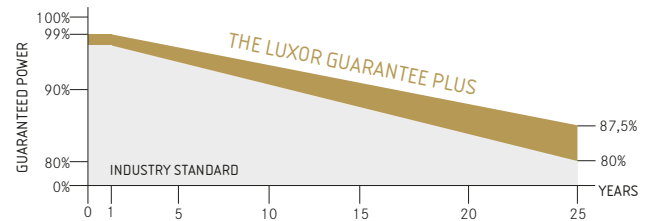
- + NON-REFLECT: SPECIAL GLASS FOR LEAST REFLECTION
- + POWERFUL N-TYPE TOPCON CELLS
- + REDUCED LOSSES DURING PARTIAL SHADING
- + HIGHER YIELD: MORE REFLECTION ON CELL SURFACE
- + ECO: ESPECIALLY ECONOMIC AND RELIABLE



product guarantee¹



linear performance guarantee¹



ECO LINE N-TYPE TOPCON NON-REFLECT

M108 / 420 - 440 W

MONOCRYSTALLINE MODULE FAMILY, BLACK FRAME



Longlife tested



Power proofed



Safety provided




Selection of components



Cross-linking degree test



Performance surplus of 0 Wp to 6.49 Wp



Higher heat dispensing



PID free
LID free



German warranty

ECO LINE N-TYPE TOPCON NON-REFLECT

M108 / 420- 440W, BLACK FRAME

Module type LX - XXX M/182-108+ | XXX = Rated power Pmpp

Electrical data at STC

Rated power Pmpp [Wp]	420.00	425.00	430.00	435.00	440.00
Pmpp range to	426.49	431.49	436.49	441.49	446.49
Rated current Impp [A]	13.34	13.42	13.49	13.57	13.65
Rated voltage Vmpp [V]	31.51	31.70	31.89	32.08	32.27
Short-circuit current Isc [A]	14.07	14.16	14.23	14.31	14.40
Open-circuit voltage Uoc [V]	38.15	38.38	38.61	38.84	39.07
Efficiency at STC up to	21.84%	22.10%	22.35%	22.61%	22.86%
Efficiency at 200 W/m ²	21.29%	21.55%	21.79%	22.05%	22.31%

Electrical data at NOCT

Power at Pmpp [Wp]	315.84	319.60	323.36	327.12	330.88
Rated current Impp [A]	10.77	10.83	10.89	10.95	11.02
Rated voltage Vmpp [V]	29.33	29.51	29.69	29.87	30.03
Short-circuit current Isc [A]	11.36	11.43	11.49	11.55	11.62
Open-circuit voltage Uoc [V]	35.21	35.44	35.66	35.88	36.11

Specification as per STC (Standard test conditions): irradiance 1000 W/m² | module temperature 25°C | Air Mass = 1.5
 NOCT (nominal operating cell temperature): irradiance 800 W/m² | wind speed 1 m/sec | ambient temperature 20°C |
 cell operating temperature 45 +/- 2°C | Air Mass = 1.5

Limiting values

Max. system voltage max. return current	1000 V or 1500 V 25 A
Safety class Fire safety class	II C (according to IEC 61730)
Operating temperature	-40 to 85°C
Max. tested pressure load-/tensile ²	5400 Pa / 2400 Pa

Temperature coefficient

Temperature coefficient [U] [I] [P]	-0.25 %/°C 0.045 %/°C -0.3 %/°C
---	-------------------------------------

Specifications

Cells (matrix) Wafer Type	108 (6 x 18) M10, Half-Cell N-Type TOPCon
Module dimensions (L x W x H) ³ Weight	1722 mm x 1134 mm x 30 mm 21,5 kg
Front-side	3.2 mm special solar glass with Non-Reflect technology
Back-side	Foil backsheet
Frame	Stable, anodised aluminium frame
Embedding material	POE/EVA
Junction Box Diodes	At least IP67 3 Schottky Diodes
Cable	Symmetrical cable lengths > 1.1 m, 4 mm ² solar cable
Connectors	MC4 or equivalent with IP67
Hail test (max. hailstorm)	∅ 45 mm impact velocity 23 m/s ± 83 km/h

The specifications and average values can vary slightly. Relevant is the corresponding data of the individual measurement. Specifications are subject to change without notice. Measurement tolerance depending on equipment: rated power +/- 3%, other values +/- 10%. All information given in this data sheet corresponds to DIN EN 50380. A potential light-induced degradation of the power after commissioning is not considered here.

Further information in the installation manuals.

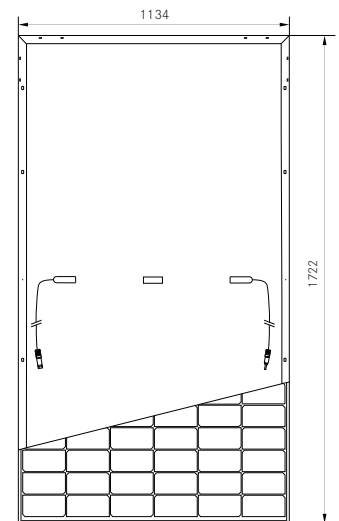
1 The specific warranty conditions are given under www.luxor.solar/downloads.html

2 Horizontal mounted, for details please check mounting instruction

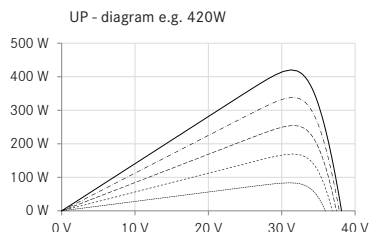
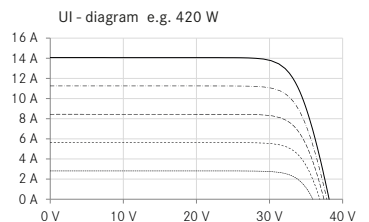
3 Tolerance L/W = +/- 3 mm. H +/- 2 mm, the dimensions given in the order confirmation will be decisive

4 Location and dimensios of holes on request

Back - / Frontview³



Electrical characteristics



----- 200 W/m²
 - - - - 400 W/m²
 - - - - 600 W/m²
 - - - - 800 W/m²
 ——— 1000 W/m²

Luxor, your specialised company



IEC
 IEC 61215
 IEC 61730



Guidelines:
 93/68/EEC
 2014/35/EU, (LVD)
 2014/30/EU, (EMC)

The validity of the certificates/listings for a specific country has to be examined under:
www.luxor.solar/downloads.html