




M/ET-PD-EN2024V2  
info@elite-solar.com



**ET-M778BHTW/TB**  
**580W-600W**

PERC BIFACIAL MODULE



**Increased Power Generation**  
Bifacial technology enables additional energy harvesting from rear side (up to 25%).



**Increased Efficiency**  
Increased module conversion efficiency from half-cut cell structure (low resistance characteristic, decreased mismatch loss).



**Severe Weather Resilience**  
Certified to withstand: wind load (2400 Pascal) and snow load (5400 Pascal).



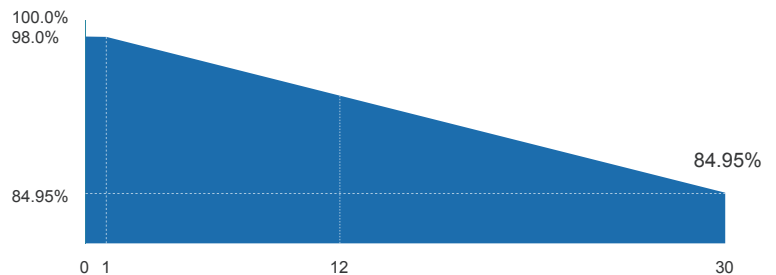
**PID Resistance**  
Excellent Anti-PID performance guarantees limited power degradation for mass production.



**Durability Against Extreme Environmental Conditions**  
Exceptional durability against salt mist and ammonia exposure.

## WARRANTY

■ Elite Solar Mono Module Linear Performance Warranty



1st year ≤ 2%, 2nd~30th years ≤ 0.45% / year



Guarantee on product material and workmanship



Linear power output warranty

IEC61215  
IEC61730  
UL61215  
UL61730



## ELECTRICAL SPECIFICATIONS

Module Type	ET-M778BH580TW/TB		ET-M778BH585TW/TB		ET-M778BH590TW/TB		ET-M778BH595TW/TB		ET-M778BH600TW/TB	
	STC	NOCT	STC	NOCT	STC	NOCT	STC	NOCT	STC	NOCT
Maximum Power -P <sub>mp</sub> (W)	580	435	585	439	590	443	595	447	600	451
Open Circuit Voltage -V <sub>oc</sub> (V)	53.58	50.21	53.74	50.36	53.90	50.51	54.07	50.66	54.23	50.81
Short Circuit Current -I <sub>sc</sub> (A)	13.79	11.35	13.86	11.41	13.93	11.47	14.00	11.53	14.07	11.59
Maximum Power Voltage -V <sub>mp</sub> (V)	44.97	40.47	45.11	40.61	45.25	40.75	45.39	40.90	45.53	41.04
Maximum Power Current -I <sub>mp</sub> (A)	12.90	10.75	12.97	10.81	13.04	10.87	13.11	10.93	13.18	10.99
Module Efficiency STC-η <sub>m</sub> (%)	20.7%		20.9%		21.1%		21.3%		21.5%	
Power Tolerance (W)	0+3%									
Pmax Temperature Coefficient	-0.339%/°C									
Voc Temperature Coefficient	-0.251%/°C									
Isc Temperature Coefficient	+0.046%/°C									
Fire Performance	Class C(IEC)/Type 1(UL)									

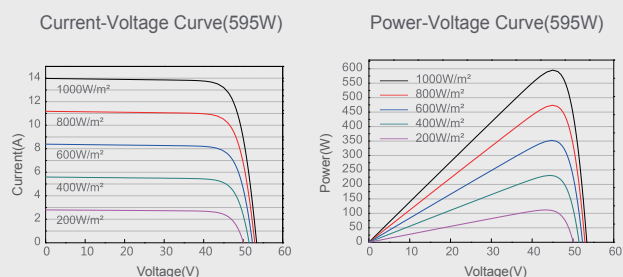
## REAR SIDE POWER GAIN (ET-M778BH590TW)

Power Gain	10%	15%	20%	25%
Maximum Power -P <sub>mp</sub> (W)	649	679	708	738
Open Circuit Voltage -V <sub>oc</sub> (V)	53.90	53.90	53.90	53.90
Short Circuit Current -I <sub>sc</sub> (A)	15.15	15.85	16.54	17.22
Maximum Power Voltage -V <sub>mp</sub> (V)	45.25	45.25	45.25	45.25
Maximum Power Current -I <sub>mp</sub> (A)	14.34	14.99	15.65	16.30

## MECHANICAL SPECIFICATIONS

External Dimension	2465 x 1134 x 35mm
Weight	31kg
Solar Cells	PERC Mono crystalline 182 x 91mm (156pcs)
Front Glass	3.2mm AR coating tempered glass
Frame	Anodized aluminium alloy
Junction Box	IP68, 3 diodes
Cable Length (Including Connector)	4.0 mm <sup>2</sup> (12AWG), Portrait:200mm(+)/400mm(-);Or customized
Connector	MC4 Compatible
Power Bifaciality*	70%±10%

## CURVE



## APPLICATION CONDITIONS

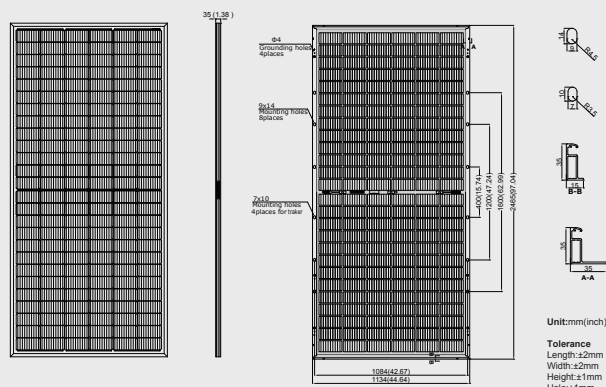
Maximum System Voltage	1500VDC
Maximum Series Fuse Rating	30A
Operating Temperature	-40~+85 °C
Nominal Operating Cell Temperature	45±2 °C
Mechanical Load	5400Pa/2400Pa

## PACKING MANNER

Container	40'HQ
Pieces per Pallet	31
Size of packing (mm)	2485*1130*1264
Weight of packing (kg)	1004
Pieces per Container	496

## PHYSICAL CHARACTERISTICS

Unit:mm



\* The above drawing is a graphical representation of the product.  
For engineering quality drawings please contact EliteTe Solar.

**Note:** The specifications are obtained under the Standard Test Conditions (STCs): 1000 W/m<sup>2</sup> solar irradiance, 1.5 Air Mass, and cell temperature of 25°C. The NOCT is obtained under the Test Conditions: 800 W/m<sup>2</sup>, 20°C ambient temperature, 1m/s wind speed, AM 1.5 spectrum. Please contact [info@elite-solar.com](mailto:info@elite-solar.com) for technical support. The actual transactions will be subject to the contracts. This parameter is for reference only and it is not a part of the contracts. The specifications are subject to change without prior notice.