

# PE200 Series

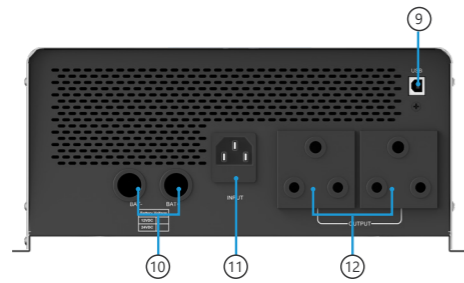
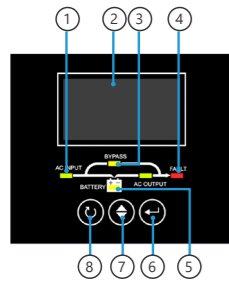
300W~1000W | 12V/24V | 10~30A

PE200 series inverter is a cost effective, intelligent with UPS function. The comprehensive LCD offers user-configurable and easy-accessible button adjustment such as battery charge current, battery charge voltage, frequency, buzzer etc. It's perfect for the user who need a simple and economical inverter, with user-friendly installation and setting. Tower and rack design available for different choices.



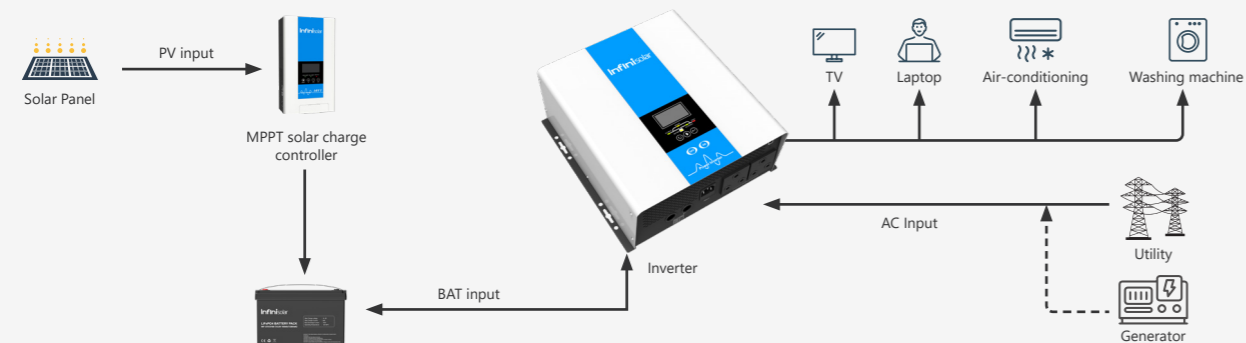
- Rated power 300W to 1000W
- Pure sine wave output
- Smart LCD setting ( frequency , charge voltage, charge current, etc).
- 3 steps charging algorithm
- Built in AVR function
- Overload and short-circuit protection
- Battery reverse polarity protection (Optional)
- Deep discharge protection
- Cold start function

## Back panel description



1. AC/Inverter LED
2. LCD display
3. Bypass LED
4. Fault LED
5. Battery LED
6. Enter
7. SEL
8. ESC
9. USB port
10. Battery input
11. AC input
12. AC output

## Solar system connection



## Specification

MODEL	PE200-0312	PE200-0412	PE200-0512	PE200-0612	PE200-0812	PE200-1012	PE200-0624	PE200-0824	PE200-1024
Default Battery System Voltage	12VDC						24VDC		
<b>INVERTER OUTPUT</b>									
Rated Power	300W	400W	500W	600W	800W	1000W	600W	800W	1000W
Surge Rating	900VA	1200VA	1500VA	1800VA	2400VA	3000VA	1800VA	2400VA	3000VA
Waveform	Pure sine wave								
Voltage Regulation	Battery mode: 220 or 230VAC Line mode: 220~240VAC								
Output Frequency	50Hz / 60Hz								
Invert Frequency (Peak)	>75%						>81%		
Bypass Efficiency	>95%								
Output Transfer Time	Typical:6ms 10ms(max)								
<b>AC INPUT</b>									
Voltage	220 / 230 / 240VAC								
Selectable Voltage Range	140~280VAC ±5%								
Low Battery Alarm	140VAC ±5%								
Low Voltage Recover	150VAC ±5%								
High Battery Alarm	280VAC ±5%								
High Voltage Recover	270VAC ±5%								
Low Frequency Alarm	45 ±5Hz								
Low Frequency Recover	46 ±5Hz								
High Frequency Alarm	65 ±5Hz								
High Frequency Recover	64 ±5Hz								
Nominal Input Range	50Hz / 60Hz ±5Hz								
AC Auto Restart	YES								
<b>BATTERY</b>									
Minimum Start Voltage	Low Battery Voltage Cutoff+0.5V						Low Battery Voltage Cutoff+0.5V		
Low Battery Alarm	Low Battery Voltage Cutoff+0.5V						Low Battery Voltage Cutoff+1.0V		
Min battery voltage for power on	Shutdown voltage +0.5V						Shutdown voltage +1V		
Low Battery Cutoff	10-12.0VDC						20.0-24.0VDC		
High Battery Alarm	(13.8-14.5V)+1V for 12VDC mode (*2 for 24VDC)								
<b>AC CHARGE</b>									
Floating Voltage	13.5-14.5VDC						27-29VDC		
Boost Voltage	13.8~14.5V						27.6~29V		
Maximum Charge Current	300W 10A	400W 10A	500W 15A	600W 20A	800W 25A	1000W 30A	600W 10A	800W 15A	1000W 15A
<b>BYPASS &amp; PROTECTION</b>									
Input Waveform	Pure sine wave								
Input Frequency	50Hz or 60Hz								
Overload Protection	>110%~125% Load fault after 60s; >125%~150% Load fault after 3s; >150% Load fault after 500ms								
Over Temperature Protection	≥90°C								
Bypass Output Protection	10A 250VAC								
Output Circuit Protection	YES								
Battery Reverse Protection	Optional								
Battery Low Voltage Protection	YES								
Battery High Voltage Protection	YES								
Bypass Breaker Rating	10A								
Maximum Bypass Current	10A								
<b>MECHANICAL SPECIFICATION</b>									
Machine Dimension (W*H*D)	300.5*319*132.2mm								
Package Dimension (W*H*D)	/								
G.W (kg)	/								
N.W (kg)	/								
Operating Temperature	0°C~40°C 0~90% relative humidity (non-condensing)								
Storage Temperature	-15°C to 55°C								
Altitude	≤1000M								
Audible Noise	≤60dB								
Display	LED+LCD								
Cooling Mode	Fan cooling								
Fan Starting	>45°C starting, <30°C Closing								
Communication	USB								