




LUXOR

solar module manufacturer



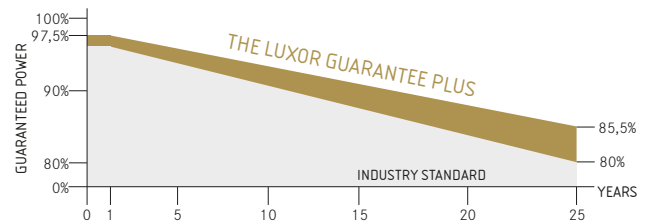
- + REDUCED LOSSES DURING PARTIAL SHADING
- + HIGHER YIELD: MORE REFLECTION ON CELL SURFACE
- + APPLICATIONS: INDUSTRIAL, COMMERCIAL AND RESIDENTIAL POWER PLANTS
- + ECO: ESPECIALLY ECONOMIC AND RELIABLE



product guarantee¹



linear performance guarantee¹



ECO LINE HALF CELL

M108 / 400 - 420 W

MONOCRYSTALLINE MODULE FAMILY



Longlife tested



Power proofed



Safety provided



Selection of components



Cross-linking degree test



Performance surplus of 0 Wp to 6.49 Wp



100% PID free cells



Special packing to avoid micro cracks in the cells



German warrantor

ECO LINE HALF CELL M108 / 400 - 420 W

Monocrystalline module family

Module type LX - XXXM/182-108+ | XXX = Rated power P_{mp}

Electrical data at STC

Rated power P _{mp} [Wp]	400.00	405.00	410.00	415.00	420.00
P _{mp} range to	406.49	411.49	416.49	421.49	426.49
Rated current I _{mp} [A]	12.85	12.92	12.99	13.06	13.13
Rated voltage V _{mp} [V]	31.14	31.36	31.58	31.80	32.02
Short-circuit current I _{sc} [A]	13.57	13.64	13.72	13.79	13.86
Open-circuit voltage U _{oc} [V]	37.08	37.34	37.60	37.86	38.12
Efficiency at STC up to	20.79%	21.05%	21.30%	21.56%	21.82%
Efficiency at 200 W/m ²	20.22%	20.47%	20.72%	20.98%	21.24%

Electrical data at NOCT

Power at P _{mp} [Wp]	296.96	300.67	304.38	308.10	311.81
Rated current I _{mp} [A]	10.38	10.44	10.49	10.55	10.61
Rated voltage V _{mp} [V]	28.61	28.81	29.01	29.20	29.40
Short-circuit current I _{sc} [A]	10.96	11.02	11.08	11.14	11.20
Open-circuit voltage U _{oc} [V]	34.22	34.47	34.72	34.98	35.23

Specification as per STC (Standard test conditions): irradiance 1000 W/m² | module temperature 25°C | Air Mass = 1.5
 NOCT (nominal operating cell temperature): irradiance 800 W/m² | wind speed 1 m/sec | ambient temperature 20°C | cell operating temperature 45 +/- 2°C | Air Mass = 1.5

Limiting values

Max. system voltage [V]	1000 V or 1500 V
Max. return current [I]	25 A
Operating Temperature	-40 to 85°C
Safety class	II
Max. tested pressure load [Pa] ²	5400
Max. tested tensile load [Pa] ²	2400

Temperature coefficient

Temperature coefficient [V] [I] [P]	-0.285 %/°C 0.049 %/°C -0.360 %/°C
---	--

Specifications

Number of cells (matrix)	108 (6 x 18) 182 x 91 mm
Module dimensions (LxWxH) ³ Weight	1722 mm x 1134 mm x 30 mm 21.5 kg
Front-side glass	3.2 mm tempered highly transparent, anti-reflection solar glass
Frame	stable, anodised aluminium frame
Junction Box	At least IP67
Cable	symmetrical cable lengths > 1.1 m and 1.1 m, 4 mm ² solar cable
Diodes	3 Schottky Diodes
Plug-in connection	MC4 or equivalent (IP67)
Hail test (max. hailstorm)	∅ 45 mm impact velocity 23 m/s ± 83 km/h

The specifications and average values can vary slightly. Relevant is the corresponding data of the individual measurement. Specifications are subject to change without notice. Measurement tolerance depending on equipment: rated power +/- 3%, other values +/- 10%. All information given in this data sheet corresponds to DIN EN 50380. A potential light-induced degradation of the power after commissioning is not considered here. Further information in the installation manuals.

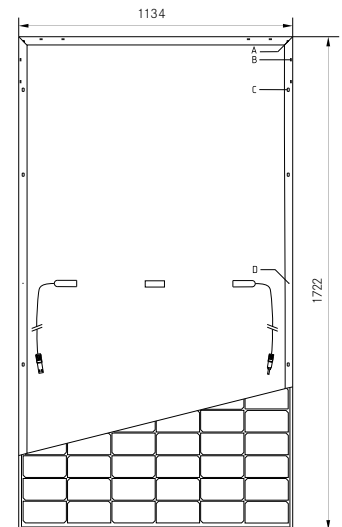
1 The specific warranty conditions are given under www.luxor.solar/downloads.html.

2 Horizontal mounted, for details please check mounting instruction

3 Tolerance L/W = +/- 3 mm. H +/- 2mm, the dimensions given in the order confirmation will be decisive

4 Location and dimensions of holes on request

Back - / Front view³

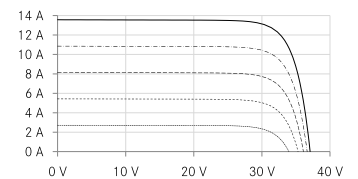


Drilled holes⁴

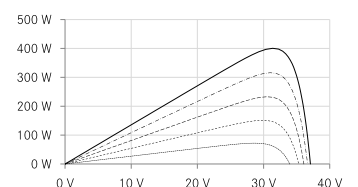
- A: 4 x drainage
- B: 16 x ventilation
- C: 8 x mounting
- D: 2 x earthing

Electrical characteristics

UI-diagram e.g. LX-400M/182-108+

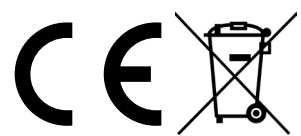


UP-diagram e.g. LX-400M/182-108+



- 200 W/m²
- - - - - 400 W/m²
- - - - - 600 W/m²
- - - - - 800 W/m²
- 1000 W/m²

Luxor, your specialised company



Guidelines:
 93/68/EEC
 2014/35/EU, (LVD)
 2014/30/EU, (EMC)

The validity of the certificates/listings for a specific country has to be examined under:
www.luxor.solar/downloads.html