




M/ET-PD-EN2024V2
info@elite-solar.com



ET-M760BHGL
440W-460W

PERC BIFACIAL MODULE



Increased Power Generation
Bifacial technology enables additional energy harvesting from rear side (up to 25%).



Increased Efficiency
Increased module conversion efficiency from half cut cell structure (low resistance characteristic, decreased mismatch loss).



Severe Weather Resilience
Certified to withstand: wind load (2400 Pascal) and snow load (5400 Pascal).



PID

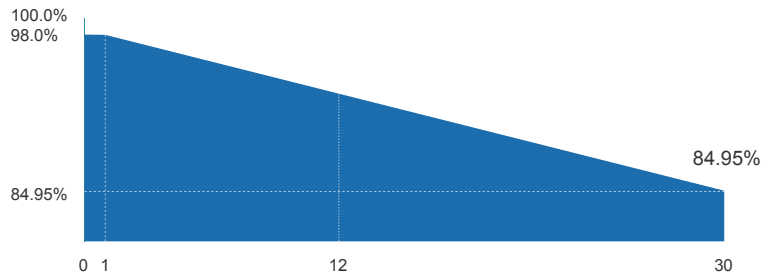
PID Resistance
Excellent Anti-PID performance guarantees limited power degradation for mass production.



Durability Against Extreme Environmental Conditions
Exceptional durability against salt mist and ammonia exposure.

WARRANTY

■ Elite Solar Mono Module Linear Performance Warranty



1st year ≤ 2%, 2nd~30th years ≤ 0.45% / year



Guarantee on product material and workmanship



Linear power output warranty

IEC61215
IEC61730
UL61215
UL61730



ELECTRICAL SPECIFICATIONS

Module Type	ET-M760BH440GL		ET-M760BH445GL		ET-M760BH450GL		ET-M760BH455GL		ET-M760BH460GL	
	STC	NOCT	STC	NOCT	STC	NOCT	STC	NOCT	STC	NOCT
Maximum Power -P _{mp} (W)	440	330	445	334	450	338	455	342	460	346
Open Circuit Voltage -V _{oc} (V)	41.10	38.44	41.21	38.54	41.33	38.64	41.44	38.74	41.56	38.84
Short Circuit Current -I _{sc} (A)	13.69	11.29	13.77	11.36	13.85	11.43	13.94	11.50	14.03	11.56
Maximum Power Voltage -V _{mp} (V)	34.30	30.84	34.50	31.04	34.70	31.24	34.85	31.44	35.07	31.63
Maximum Power Current -I _{mp} (A)	12.83	10.70	12.90	10.76	12.97	10.82	13.06	10.88	13.12	10.94
Module Efficiency STC-η _m (%)	20.3%		20.6%		20.8%		21.0%		21.3%	
Power Tolerance (W)	0~+3%									
Pmax Temperature Coefficient	-0.360%/°C									
Voc Temperature Coefficient	-0.292%/°C									
Isc Temperature Coefficient	+0.044%/°C									
Fire Performance	Type 29(UL)									

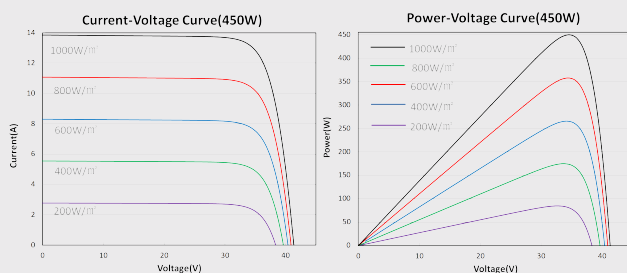
REAR SIDE POWER GAIN (ET-M760BH450GL)

Power Gain	10%	15%	20%	25%
Maximum Power -P _{mp} (W)	495	518	540	563
Open Circuit Voltage -V _{oc} (V)	41.33	41.33	41.33	41.33
Short Circuit Current -I _{sc} (A)	15.06	15.76	16.44	17.12
Maximum Power Voltage -V _{mp} (V)	34.70	34.70	34.70	34.70
Maximum Power Current -I _{mp} (A)	14.27	14.91	15.56	16.21

MECHANICAL SPECIFICATIONS

External Dimension	1908 x 1134 x 30mm
Weight	27kg
Solar Cells	PERC Mono crystalline 182 x 91 mm (120pcs)
Front Glass/Back Glass	2.0mm/2.0mm
Frame	Anodized aluminium alloy
Junction Box	IP68, 3 diodes
Cable Length (Including Connector)	4.0 mm ² (12AWG), Portrait:200mm(+)/400mm(-);Or customized
Connector	MC4 Compatible
Power Bifaciality*	70%±10%

CURVE



APPLICATION CONDITIONS

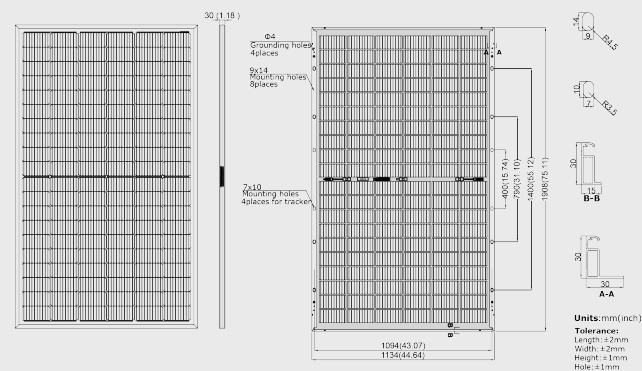
Maximum System Voltage	1500VDC
Maximum Series Fuse Rating	30A
Operating Temperature	-40~+85 °C
Nominal Operating Cell Temperature	45±2 °C
Mechanical Load	5400Pa/2400Pa

PACKING MANNER

Container	40'HQ
Pieces per Pallet	36
Size of packing (mm)	1944*1130*1264
Weight of packing (kg)	1012
Pieces per Container	864/684(NA)

PHYSICAL CHARACTERISTICS

Unit:mm



* The above drawing is a graphical representation of the product.
For engineering quality drawings please contact Elite Solar.

Note: The specifications are obtained under the Standard Test Conditions (STCs): 1000 W/m² solar irradiance, 1.5 Air Mass, and cell temperature of 25°C. The NOCT is obtained under the Test Conditions: 800 W/m², 20°C ambient temperature, 1m/s wind speed, AM 1.5 spectrum. Please contact info@elite-solar.com for technical support. The actual transactions will be subject to the contracts. This parameter is for reference only and it is not a part of the contracts. The specifications are subject to change without prior notice.