

Mono


Bifacial

HORAY

Solar Galaxy

560–585 Watt N-Type MONO-BIFACIAL MODULE

- IEC61215: 2021
- IEC61730: 2016
- TUV Rheinland Standard
- Lloyd'S Ariel Re
- Solar Performance Insurance
- ISO9001: 2015
- Quality Management System
- ISO14001:
- Environmental Management System
- CE: Europe Standard
- Inmetro Certificate
- Japan JP-AC



KEY FEATURES



SMBB Cell

More uniform current collection capability, reducing the current heat loss of the internal cells.



Low Light Features

Higher performance under low light environment.



Higher Output Power

The output power of 110 half-cells Monocrystalline modules is up to 585W.



LID Free

N-type solar cell has no LID naturally which can increase power generation.



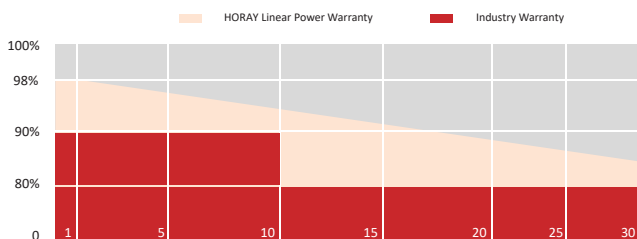
Harsh Environmental Adaptability

Strict salt spray and ammonia corrosion test by the third party.



Load Capacity

Mechanical load tests including wind load 2400 Pa and snow load 5400 Pa.



HEADQUARTER: HORAY SOLAR CO., LTD.

GLOBAL MARKETING AND SERVICE: HORAY SOLAR GMBH

✉ sales@horaysolar.com 🌐 www.horaysolar.com ☎ +86-510 83580688
 📍 NO.30-5, East Yanxin Road, Huishan District, Wuxi 214177 Jiangsu P.R China

✉ info@horaysolar.com 🌐 www.horaysolar.com
 📍 Robert-Bosch-Str. 29, Langen, Frankfurt am Main, Germany

SPECIFICATIONS

Weight	29.5kg
Dimension	2384mm*1096mm*35mm
Cell Dimension	210*105mm
Cell Amount	55*2 pcs
Maximum System Voltage	1500V
Junction Box	IP68
Type of the front glass	2.0mm Coated ultra clear glass
Type of the back glass	2.0mm Heat-strengthened glass
Frame	Aluminum Alloy
Cable	4mm ² ,+300,-300mm/±1300mm Length can be customized
Connector	MC4 compatible
Application Level	Class A

ELECTRICAL PARAMETERS AT STC

Module Type	HS560TC-MHG-D	HS565TC-MHG-D	H570TC-MHG-D	HS575TC-MHG-D	HS580TC-MHG-D	HS585TC-MHG-D
Power	560W	565W	570W	575W	580W	585W
Open Circuit Voltage	40.21V	40.32V	40.43V	40.54V	40.70V	41.20V
Short Circuit Current	17.48A	17.55A	17.65A	17.73A	17.77A	17.81A
Maximum Power Voltage	34.60V	34.76V	34.87V	35.04V	35.26V	35.48V
Maximum Power Current	16.19A	16.25	16.35A	16.41A	16.45A	16.49A
Module Efficiency	21.43%	21.62%	21.82%	22.01%	22.20%	22.39%

* Under Standard Test Conditions (STC) of irradiance of 1000 W/ m², spectrum AM 1.5 and cell temperature of 25°C.

ELECTRICAL PARAMETERS AT BNPI

Power	616W	622W	627W	633W	638W	644W
Open Circuit Voltage	40.21V	40.32V	40.43V	40.54V	40.70V	41.20V
Short Circuit Current	19.23A	19.31A	19.42A	19.50A	19.54A	19.59A
Maximum Power Voltage	34.60V	34.76V	34.87V	35.04V	35.26V	35.48V
Maximum Power Current	17.81A	17.88A	17.98A	18.05A	18.10A	18.14A

*Rear side power gain:The additional gain from the rear side compared to the power of the front side at the standard test condition. It depends on mounting (structure,height,tilt angle etc.)and albedo of the ground.

ELECTRICAL PARAMETERS AT NMOT

Power	427W	431W	434W	438W	442W	446W
Open Circuit Voltage	37.99V	38.10V	38.20V	38.31V	38.46V	38.93V
Short Circuit Current	14.00A	14.06A	14.14A	14.19A	14.23A	14.26A
Maximum Power Voltage	32.31V	32.47V	32.57V	32.72V	32.93V	33.13V
Maximum Power Current	13.21A	13.26A	13.34A	13.39A	13.42A	13.45A

* Under Nominal Module Operating Temperature (NMOT), irradiance of 800 W/ m², spectrum AM 1.5, ambient temperature 20°C, wind speed 1 m/s.

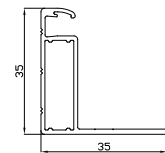
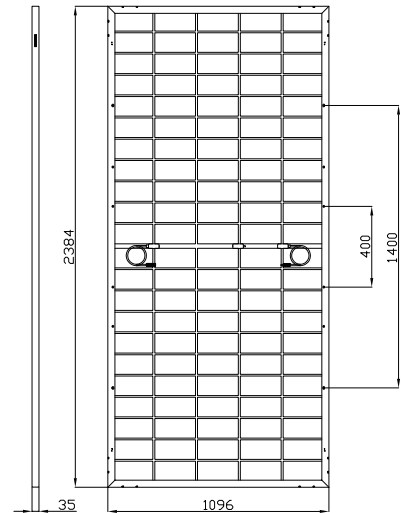
TEMPERATURE CHARACTERISTICS

NMOT	45±2°C
Temp Coefficient of ISC	+0.04%/°C
Temp Coefficient of VOC	-0.23%/°C
Temp Coefficient of Pmax	-0.28%/°C

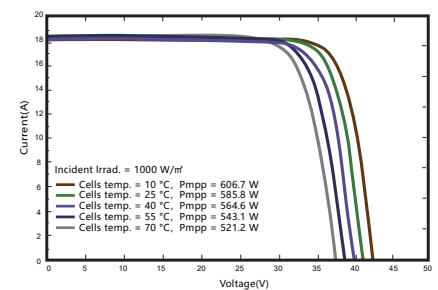
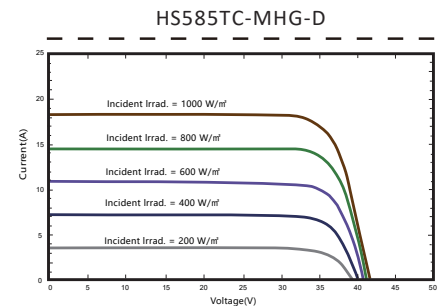
PACKING CONFIGURATION

Modules/Pallet	31 Pieces
Packaging Description	20 Pallets, Total=(31+31)x10=620 Pieces
Modules/40' Container	620 Pieces

MECHANICAL DIAGRAMS



IV CHARACTERISTICS



MAXIMUM RATING

Power selection	0~+5W
Measuring uncertainty of Pm	0~±3%
Operating Temperature	-40°C~+85°C
Wind Load/Snow Load	2400pa/5400pa
Fuse Current	30A

15 YEARS

Quality Warranty

30 YEARS

Power Warranty

CAUTION: READ SAFETY AND INSTALLATION INSTRUCTIONS BEFORE USING THE PRODUCT.

©2024 Horay Solar Co.,Ltd. All rights reserved. Specifications included in this datasheet are subject to change without notice.

Version number: TC_MHG_EN_2024_A