




MADE IN THAILAND

HY-DH108P8B

395-415W

108 Pieces | HALF-CELL | P-Type



21.3%
Max. Efficiency
P-Type
Bifacial & Dual Glass



High Conversion Efficiency

Module efficiency up to 21.3% achieved through advanced cell technology and manufacturing process



Excellent weak light performance

More power output in weak light condition, such as cloudy days, morning and sunset



Extended mechanical performance

Module certified to withstand extreme wind(2400 Pa) and snow loads(5400 Pa)

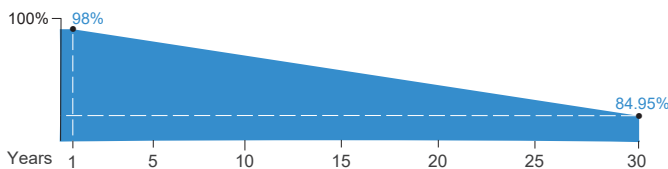


Quality Guarantee

High module quality ensures long-term reliability



IEC61215 / IEC61730 / UL61730
IEC61701 / IEC62716 / IEC60068
ISO9001



Hyperion P-Type Dual Glass Product Performance Warranty

warranty for materials and workmanship



warranty for extra linear power output



American Hyperion Solar LLC.

2880 Zanker Road, Suite 203, San Jose, CA 95134

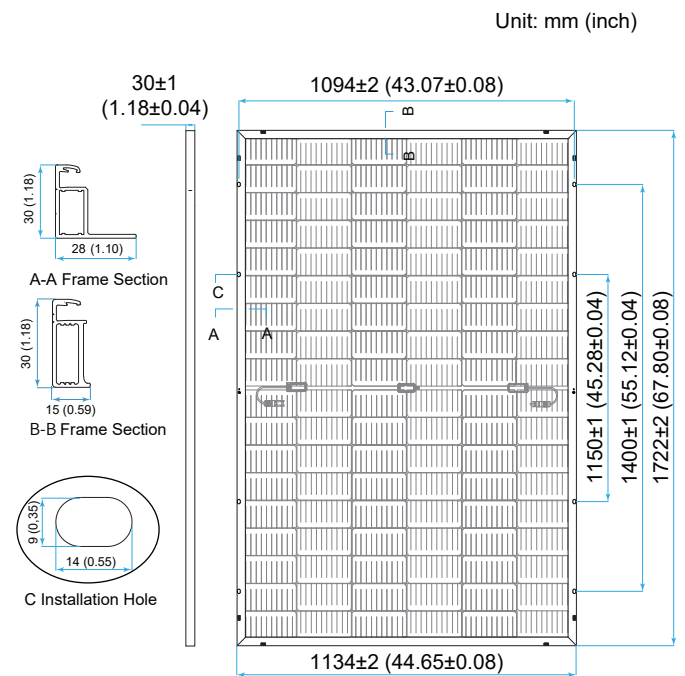
info@hyperion-usa.com
www.hyperion-solar.com

Mechanical Parameters

Solar Cell	Mono PERC 182 mm
No. of Cells	108(6 × 18)
Dimensions	1722 × 1134 × 30mm(67.80 × 44.65 × 1.18in.)
Weight	23.8kg(52.47lbs)
Junction Box	IP68 rated (3 bypass diodes)
Output Cable	4mm ² (IEC), 12 AWG(UL) ±1200mm(±47.24in.) or customized
Connector	EVO2
Front Cover	2.0mm (0.079in.) semi-tempered AR glass
Back Cover	2.0mm (0.079in.) semi-tempered glass
Container	36 pcs/Pallet, 792 pcs/40' HC

Operating Parameters

Max. System Voltage	DC 1500V(IEC/UL)
Operating Temperature	-40°C ~ +85°C(-40°F ~ +185°F)
Max. Fuse Rating	30A
Frontside Max. Loading	5400Pa(112lb/ft ²)
Backside Max. Loading	2400Pa(50lb/ft ²)
Bifaciality	70%±10%
Fire Resistance	IEC Class A, UL Type 29



Electrical Characteristics - STC

Irradiance 1000 W/m², ambient temperature 25 °C, AM1.5.

Maximum Power at STC (P _{max} /W)	415	410	405	400	395
Power Tolerance (W)	0 ~ +5				
Optimum Operating Voltage (V _{mp} /V)	31.61	31.45	31.21	31.01	30.84
Optimum Operating Current (I _{mp} /A)	13.13	13.04	12.98	12.90	12.81
Open Circuit Voltage (V _{oc} /V)	37.45	37.32	37.23	37.07	36.98
Short Circuit Current (I _{sc} /A)	14.02	13.95	13.87	13.79	13.70
Module Efficiency	21.3%	21.0%	20.7%	20.5%	20.2%

Electrical Characteristics - NMOT

Irradiance 800 W/m², ambient temperature 20 °C, AM1.5, wind speed 1 m/s.

Maximum Power at NMOT (P _{max} /W)	313.9	310.2	306.4	302.5	298.8
Optimum Operating Voltage (V _{mp} /V)	29.98	29.82	29.60	29.41	29.25
Optimum Operating Current (I _{mp} /A)	10.47	10.40	10.35	10.29	10.22
Open Circuit Voltage (V _{oc} /V)	35.51	35.39	35.31	35.15	35.07
Short Circuit Current (I _{sc} /A)	11.31	11.25	11.19	11.13	11.05

Rearside Power Gain (Reference to 415W Front)

Rearside Power Gain	5%	15%	25%
Maximum Power (P _{max} /W)	436	477	519
Optimum Operating Voltage (V _{mp} /V)	31.61	31.71	31.71
Optimum Operating Current (I _{mp} /A)	13.79	15.05	16.36
Open Circuit Voltage (V _{oc} /V)	37.45	37.55	37.55
Short Circuit Current (I _{sc} /A)	14.72	16.08	17.48
Module Efficiency	22.3%	24.4%	26.6%

Temperature Characteristics

Nominal Module Operating Temperature	42 ± 2 °C
Nominal Cell Operating Temperature	45 ± 2 °C
Temperature Coefficient of P _{max}	-0.35%/°C
Temperature Coefficient of V _{oc}	-0.27%/°C
Temperature Coefficient of I _{sc}	0.050%/°C

