










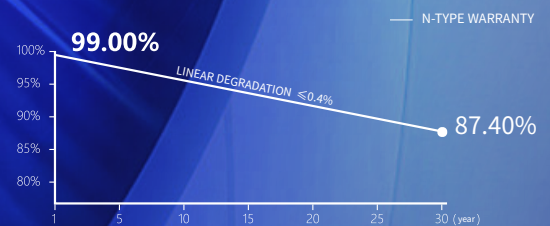



495~515W

HY-NT10/60GDF



-  Module Efficiency up to 23.3%
-  Zero LID
-  SMBB + Half-cell tech, reduce internal current loss, improve module efficiency, minimize micro-crack impacts, and improve module reliability
-  Non-destructive Slicing Tech, reduce micro-crack risk
-  Lower temperature coefficient (-0.29%/°C), lower operating temperature, increase the power generation
-  Excellent low irradiance performance, higher power output
-  Bifaciality rate up to 80-85%, and up to 30% power gain from back side (depending on albedo)
-  Resistant to harsh environments
-  Anti PID
-  More energy yield, lower BOS and LCOE



-  15-YEAR PRODUCT WORKMANSHIP WARRANTY
-  30-YEAR LINEAR POWER WARRANTY

Comprehensive Products and System Certificates

IEC 61215, IEC 61730
ISO 9001:2015 Quality management systems
ISO 14001:2015 Environmental management systems
ISO 45001:2018 Occupational health and safety management systems



Electrical performance parameters

*STC: Irradiance 1000W/m², Cell Temperature 25° C, AM=1.5

Rated output (Pmpp / Wp)	495	500	505	510	515
Rated voltage (Vmpp / V)	36.37	36.55	36.73	36.91	37.08
Rated current (Impp / A)	13.61	13.68	13.75	13.82	13.89
Open circuit voltage (Voc / V)	43.52	43.72	43.92	44.12	44.32
Short-circuit current (Isc / A)	14.35	14.42	14.49	14.56	14.63
Module efficiency	22.4%	22.6%	22.8%	23.0%	23.3%
Power tolerance	0~+5W				

NMOT: Irradiance 800W/m², Ambient Temperature 20° C, AM=1.5, Wind Speed 1m/s

Rated output (Pmpp / Wp)	371.7	375.2	378.8	382.4	386.3
Rated voltage (Vmpp / V)	34.13	34.30	34.47	34.64	34.80
Rated current (Impp / A)	10.89	10.94	10.99	11.04	11.10
Open circuit voltage (Voc / V)	41.01	41.20	41.39	41.58	41.77
Short-circuit current (Isc / A)	11.51	11.57	11.63	11.69	11.75

Different rear power gains (500W as an example)

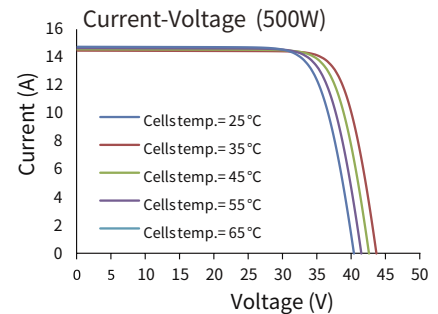
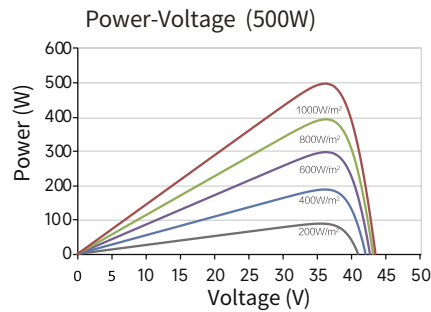
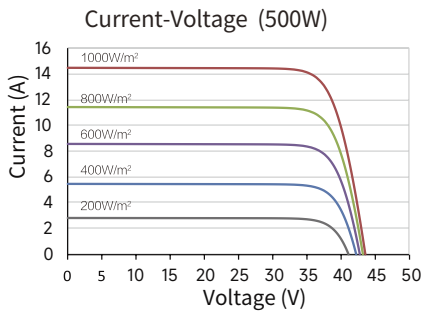
Power gains Pmpp/ Wp	Vmpp/V	Impp/A	Voc / V	Isc/A	
5%	525	36.55	14.36	43.72	15.41
15%	575	36.55	15.73	43.72	16.85
25%	625	36.55	17.10	43.72	18.03

Temperature coefficient

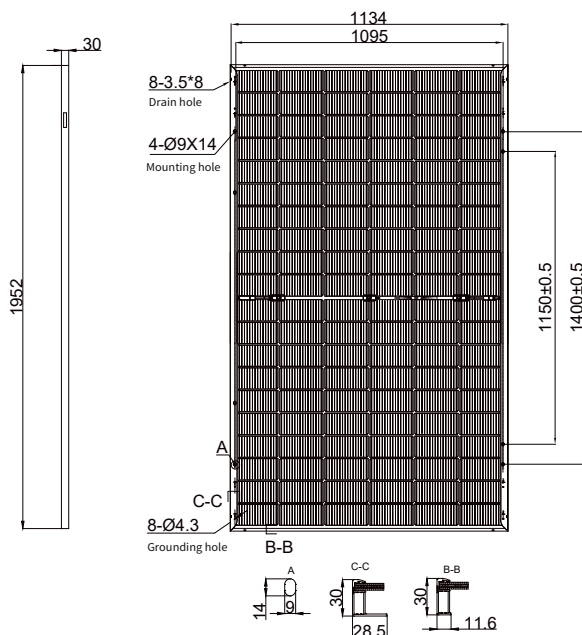
Temperature coefficient (Pmpp)	-0.29%/°C
Temperature coefficient (Isc)	+0.043%/°C
Temperature coefficient (Voc)	-0.24%/°C
Nominal module operating temperature (NMOT)	42±2°C

Operating parameters

Max. system voltage (IEC)	1500V _{oc}
Number of diodes	3
Junction box protection rating	IP 68
Max. series fuse rating	30 A
Operational temperature	-40~+85°C
Bifaciality rate	80±5%



Mechanical parameters



Outer dimensions (L x W x H)	1952 x 1134 x 30 mm
Cell	N type mono-crystalline
Number of cells	120 (6*20)
Frame Type	Aluminum, silver/black anodized
Glass thickness	2.0+2.0 mm
Cable length (including connector)	Portrait: (+)300 mm, (-)300 mm; Customized length
Cable cross-sectional area (IEC)	4 mm ² / 12 AWG
^① Maximum test mechanical load	5400Pa (front) /2400Pa(rear)
Connector type (IEC)	PV-HYC11xyz(standard)/MC4 EVO2(optional)
Module weight	26.5kg
Packaging unit	36 pcs / box
Weight of packing unit	1003 kg/box
Modules per 40' HQ container	864 pcs

^① Please refer to the installation manual or contact us to confirm.
The maximum test mechanical load = 1.5 × maximum design mechanical load.

*The data above is for reference only and the actual data is in accordance with the practical testing Power Measurement Tolerance ±3% under STC standard.