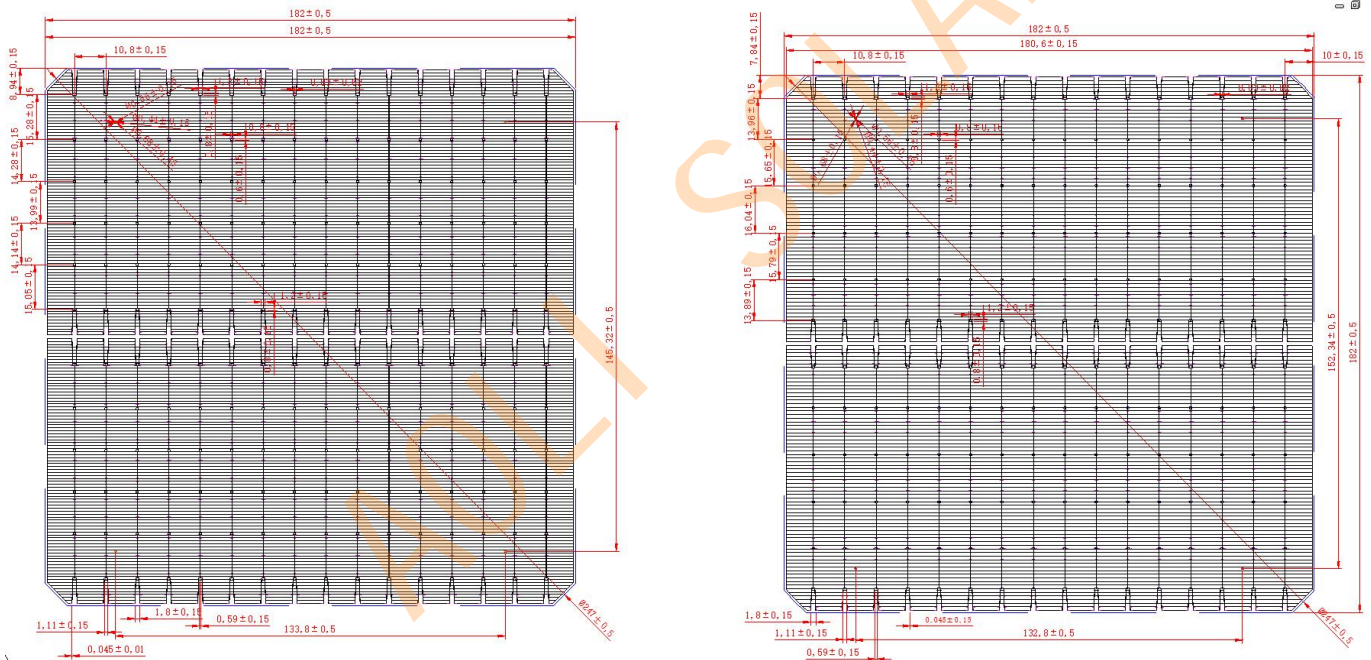


单晶 182-247-16BB-148F-BBD10.8 双面 TOPCON 电池 (A-V7.0) MONO 182-247-16BB-148F-BBD10.8 BIFACIAL TOPCON SOLAR CELLS

外观描述 Appearance Description

产品型号	Product type	AL7N9E0102A-L1
尺寸	Dimension	182mm*182mm±0.5mm, Φ 247mm±0.5mm
厚度 (电池片)	Thickness (Cells)	150±20um
正面	Front Side	16*0.030±0.02mm 主栅线(银), 148±30 根副栅线, 蓝(深蓝)色抗反射膜(氮化硅) 16*0.030±0.02mm busbar(silver), 148±30 fingers, Blue(DK blue) anti-reflection coating(SiNx)
反面	Back Side	16*0.030±0.02mm 主栅线(银), 180±30 根副栅线, 蓝(深蓝)色抗反射膜(氮化硅) 16*0.030±0.02mm busbar(silver), 180±30 fingers, Blue(DK blue) anti-reflection coating(SiNx)

电池片外观 Cell Appearance



图形描述 Graphical Description

参数项目 Item		规格 Spec
正面 Front Side	主栅数量	Number of busbars
	细栅线数量	Number of busbars
	主栅线间距	Distance between busbars
背面 Back Side	主栅线数量	Number of busbars
	背面主栅线宽度	Width of rear busbar
	背铝栅线数量	Number of rear Al fingers
	电极分段数量	Number of Ag electrode sections

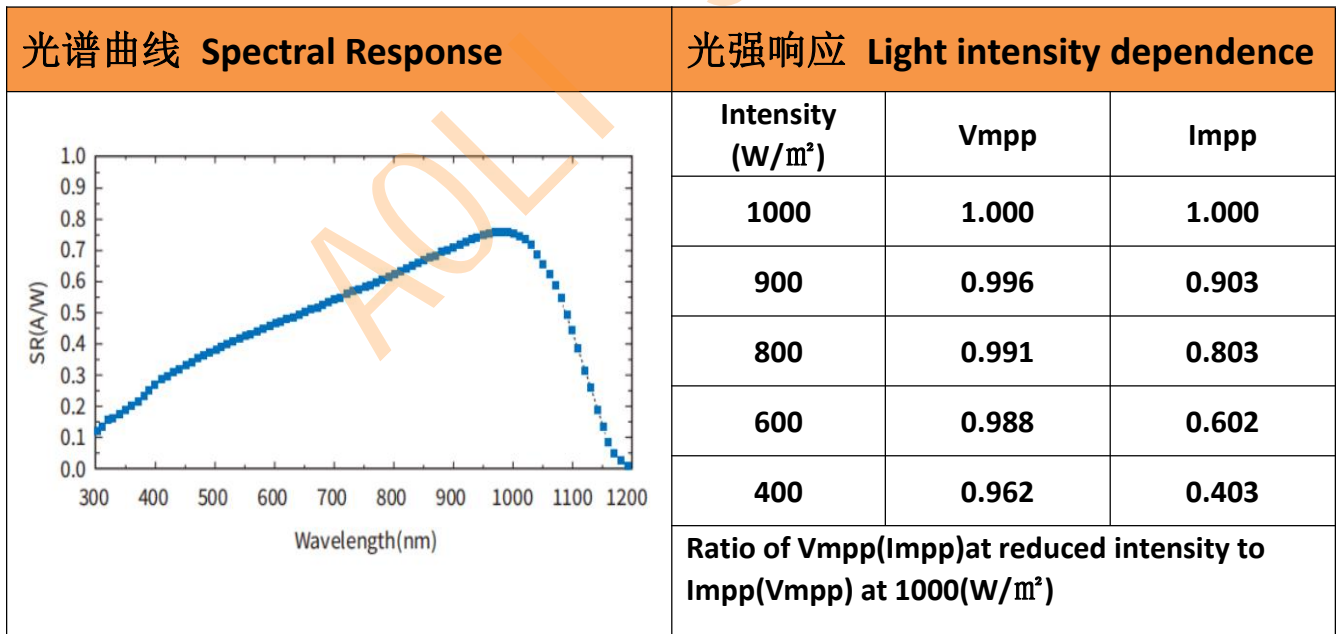
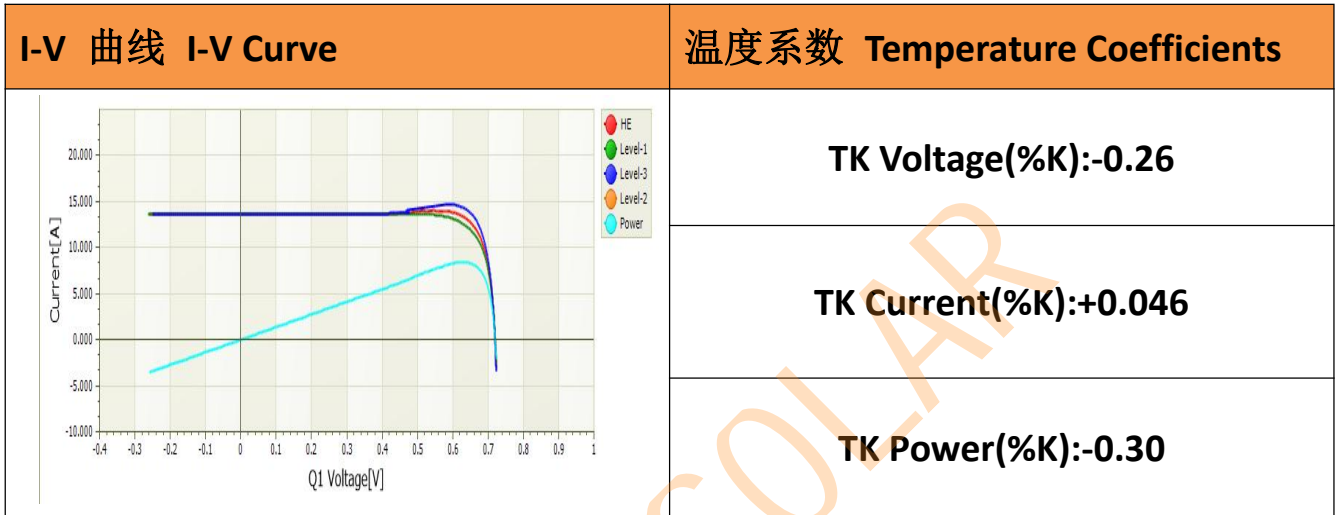
单晶 182-247-16BB-148F-BBD10.8 双面 TOPCON 电池 (A-V7.0)
MONO 182-247-16BB-148F-BBD10.8 BIFACIAL TOPCON SOLAR CELLS

正面电性能参数 Front Electrical Characteristics							
序号 number	效率	最大输出功率	最大输出电压	最大输出电流	开路电压	短路电流	填充因子
	Eff (%)	Pmpp (W)	Umpp (V)	Impp (A)	Uoc (V)	Isc (A)	FF (%)
1	25.2	8.320	0.643	12.946	0.729	13.857	82.36
2	25.1	8.287	0.641	12.921	0.728	13.839	82.25
3	25.0	8.254	0.640	12.896	0.727	13.821	82.14
4	24.9	8.221	0.639	12.871	0.726	13.803	82.04
5	24.8	8.188	0.637	12.846	0.725	13.785	81.93
6	24.7	8.155	0.636	12.821	0.724	13.772	81.78
7	24.6	8.122	0.635	12.796	0.723	13.759	81.64
8	24.5	8.089	0.633	12.771	0.722	13.746	81.50
9	24.4	8.056	0.632	12.746	0.721	13.733	81.36
10	24.3	8.023	0.631	12.721	0.720	13.720	81.21
11	24.2	7.990	0.629	12.696	0.719	13.707	81.07
12	24.1	7.957	0.628	12.671	0.718	13.694	80.92
13	24.0	7.924	0.627	12.646	0.717	13.681	80.78
14	23.9	7.891	0.625	12.621	0.716	13.668	80.63
15	23.8	7.858	0.624	12.596	0.715	13.655	80.48
16	23.7	7.825	0.622	12.571	0.714	13.642	80.33
17	23.6	7.792	0.621	12.546	0.713	13.629	80.18

Standard Test Condition(STC):1000W/m²,AM1.5,25℃

背面电性能参数 Back Electrical Characteristics						
序号 number	效率	最大输出功率	最大输出电压	最大输出电流	开路电压	短路电流
	Eff (%)	Pmpp (W)	Umpp (V)	Impp (A)	Uoc (V)	Isc (A)
1	>20.5	6.703	0.586	11.43	0.692	12.734
2	20.3-20.5	6.670	0.585	11.41	0.691	12.690
3	20.1-20.3	6.637	0.584	11.37	0.690	12.645
4	<20.1	6.604	0.582	11.34	0.689	12.625

Standard Test Condition(STC):1000W/m²,AM1.5,25℃

单晶 182-247-16BB-148F-BBD10.8 双面 TOPCON 电池 (A-V7.0)
MONO 182-247-16BB-148F-BBD10.8 BIFACIAL TOPCON SOLAR CELLS

Standard Test Condition(STC):1000W/m²,AM1.5,25 °C