









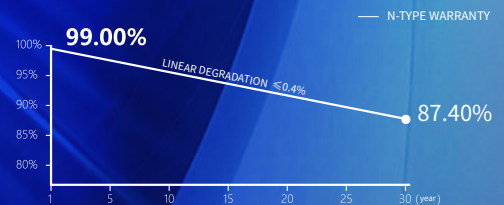




700~720W

HY-NT12/66GDF



-  Module Efficiency up to 23.2%
-  Zero LID
-  SMBB + Half-cell tech, reduce internal current loss, improve module efficiency, minimize micro-crack impacts, and improve module reliability
-  Non-destructive Slicing Tech, reduce micro-crack risk
-  Lower temperature coefficient (-0.29%/°C), lower operating temperature, increase the power generation
-  Excellent low irradiance performance, higher power output
-  85% Bifaciality rate up to 80-85%, and up to 30% power gain from back side (depending on albedo)
-  Resistant to harsh environments
-  Anti PID
-  More energy yield, lower BOS and LCOE



-  15-YEAR PRODUCT WORKMANSHIP WARRANTY
-  30-YEAR LINEAR POWER WARRANTY

Comprehensive Products and System Certificates

IEC 61215, IEC 61730
ISO 9001:2015 Quality management systems
ISO 14001:2015 Environmental management systems
ISO 45001:2018 Occupational health and safety management systems



Electrical performance parameters

*STC: Irradiance 1000W/m², Cell Temperature 25° C, AM=1.5

Maximum power (P _{mpp} / Wp)	700	705	710	715	720
Maximum power voltage (V _{mpp} / V)	40.06	40.27	40.47	40.67	40.87
Maximum power current (I _{mpp} / A)	17.48	17.51	17.55	17.59	17.62
Open circuit voltage (V _{oc} / V)	48.46	48.66	48.86	49.06	49.26
Short-circuit current (I _{sc} / A)	18.30	18.34	18.38	18.42	18.46
Module efficiency	22.5%	22.7%	22.9%	23.0%	23.2%
Power tolerance	0~+5W				

NMOT: Irradiance 800W/m², Ambient Temperature 20° C, AM=1.5, Wind Speed 1m/s

Maximum power (P _{mpp} / Wp)	530.9	534.8	538.6	542.5	546.3
Maximum power voltage (V _{mpp} / V)	37.73	37.93	38.12	38.31	38.50
Maximum power current (I _{mpp} / A)	14.07	14.10	14.13	14.16	14.19
Open circuit voltage (V _{oc} / V)	46.12	46.32	46.52	46.72	46.92
Short-circuit current (I _{sc} / A)	14.73	14.76	14.79	14.82	14.85

Different rear power gains

(700W as an example)

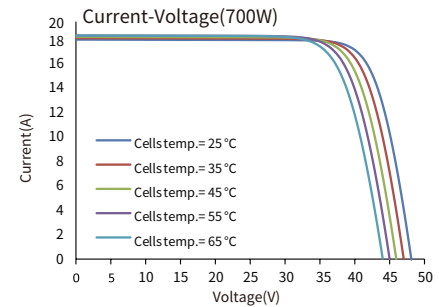
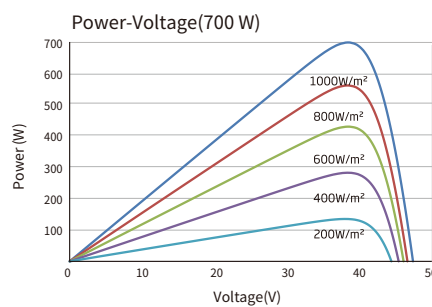
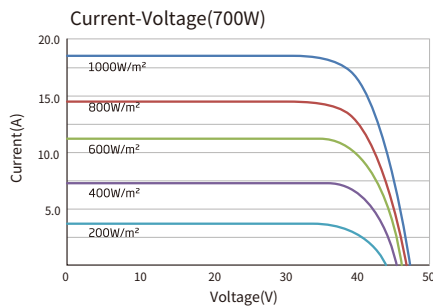
Power gains P _{mpp} /Wp	V _{mpp} /V	I _{mpp} /A	V _{oc} /V	I _{sc} /A	
5%	735	40.06	18.35	48.46	19.22
15%	805	40.06	20.09	48.46	21.05
25%	875	40.06	21.84	48.46	22.88

Temperature coefficient

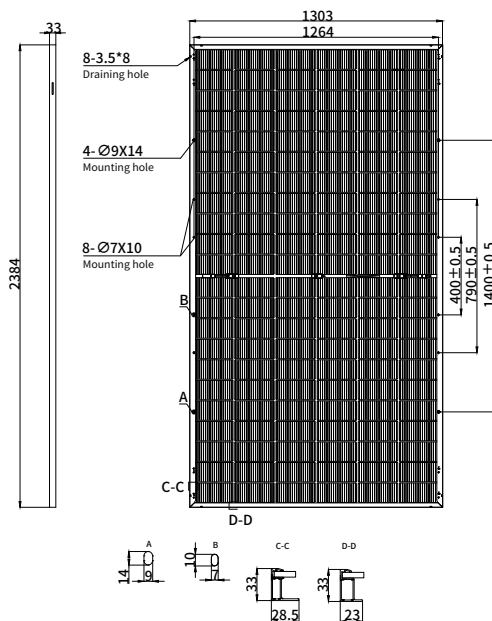
Temperature coefficient (P _{mpp})	-0.29%/°C
Temperature coefficient (I _{sc})	+0.043%/°C
Temperature coefficient (V _{oc})	-0.24%/°C
Nominal module operating temperature (NMOT)	42±2°C

Operating parameters

Max. system voltage (IEC)	1500V _{oc}
Junction box protection rating	IP 68
Max. series fuse rating	35 A
Operational temperature	-40~+85°C
Bifaciality rate	80±5%



Mechanical parameters



Outer dimensions (L x W x H)	2384 x 1303 x 33 mm
Cell	N type mono-crystalline
Number of cells	132 (6*22)
Frame	Aluminum, silver anodized
Glass thickness	2.0+2.0 mm
Cable length (including connector)	Portrait: (+)300 mm, (-)300 mm; Customized length
Cable cross-sectional area (IEC)	4 mm ² / 12 AWG
① Maximum test mechanical load	5400Pa (front) /2400Pa(rear)
Connector type (IEC)	PV-HYC11xyz(standard)/MC4 EVO2(optional)
Module weight	38.3 kg
Packaging unit	33 pcs / box
Weight of packing unit	1334 kg / box
Modules per 40' HQ container	594 pcs

① Please refer to the installation manual or contact us to confirm.
The maximum test mechanical load = 1.5 × maximum design mechanical load.

*The data above is for reference only and the actual data is in accordance with the practical testing. Power Measurement Tolerance ±3% under STC standard.