

RAYZON SOLAR

L'LIOS

540 Wp - 555 Wp

MONO PERC 10BB
BIFACIAL (GLASS TO GLASS)

30 Years Warranty for
Linear Performance*



15 Years Product Warranty on
Materials and Workmanship*



PRODUCT | CERTIFICATES

IS 14286, IEC: 61215, 61730, 62804, 61583, 61701, 62716 •
Quality Management System : ISO 9001:2015 •
Environment Management System : ISO 14001: 2015 •
Occupational Health and Safety : ISO 45001:2018 •



PRODUCT | KEY FEATURES

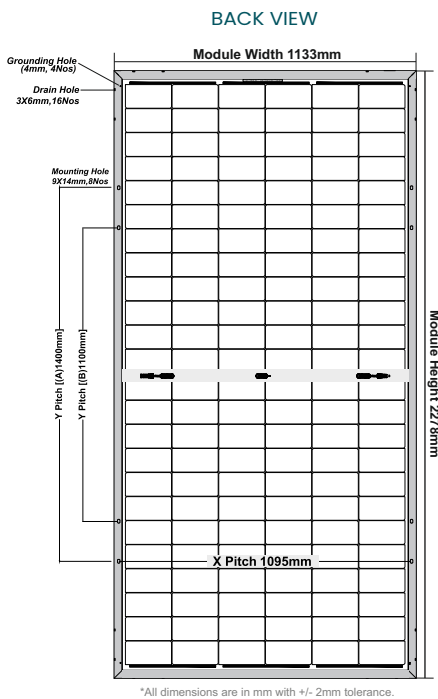
- Anti-reflective (AR) Coated Glass for Enhanced Power
- Excellent Module Efficiency with Bifacial Power Gain
- Rayzon Solar Module ensures Long-term reliability
- Positive Power Tolerance with Current Binning to Prevent Mismatch Losses

TECHNICAL DATA


ELECTRICAL PERFORMANCE [Note: Power tolerance: 0 ~ +4.99 W. Power measurement uncertainty: < ±3%. Average value of NOCT: 44.28 ± 2 °C]

ELECTRICAL CHARACTERISTICS*	RSG540WC		RSG545WC		RSG550WC		RSG555WC	
	STC	NOCT	STC	NOCT	STC	NOCT	STC	NOCT
Nominal Maximum Power (Pmax)	540 W	400 W	545 W	403 W	550 W	407 W	555 W	411 W
Optimum Operating Voltage (Vmp)	41.86 V	38.54 V	42.01 V	38.68 V	42.14 V	38.80 V	42.28 V	38.93 V
Optimum Operating Current (Imp)	12.91 A	10.37 A	12.98 A	10.43 A	13.06 A	10.49 A	13.13 A	10.55 A
Open Circuit Voltage (Voc)	49.78 V	46.82 V	49.91 V	46.94 V	50.06 V	47.09 V	50.20 V	47.21 V
Short Circuit Current (Isc)	13.53 A	10.96 A	13.59 A	11.01 A	13.65 A	11.06 A	13.71 A	11.11 A
Module Efficiency	20.94 %		21.13 %		21.32 %		21.52 %	


BIFACIAL OUTPUT – BACKSIDE POWER GAIN @ STC* [Bifaciality Factor: 75% ± 10%]									
[Note: The bifacial gain depends on the power plant design and site conditions. Electrical component ratings should be selected as per actual Bifacial gain at site (module currents indicated below)]									
		5%		10%		25%			
		Nominal Maximum Power (Pmax)	Module Short Circuit Current / Efficiency	Nominal Maximum Power (Pmax)	Module Short Circuit Current / Efficiency	Nominal Maximum Power (Pmax)	Module Short Circuit Current / Efficiency		
		567 W		573 W		578 W		583 W	
		14.21 A / 21.99 %		14.27 A / 22.18 %		14.33 A / 22.39 %		14.39 A / 22.59 %	
		594 W		600 W		605 W		611 W	
		14.88 A / 23.03 %		14.95 A / 23.24 %		15.02 A / 23.46 %		15.08 A / 23.67 %	
		676 W		682 W		688 W		694 W	
		16.91 A / 26.17 %		16.99 A / 26.41 %		17.06 A / 26.65 %		17.14 A / 26.89 %	



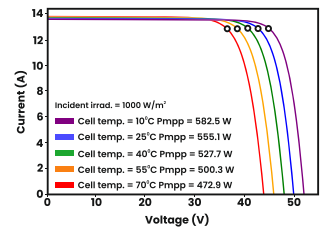
SIDE VIEW



IV Curve Variation with Irradiance

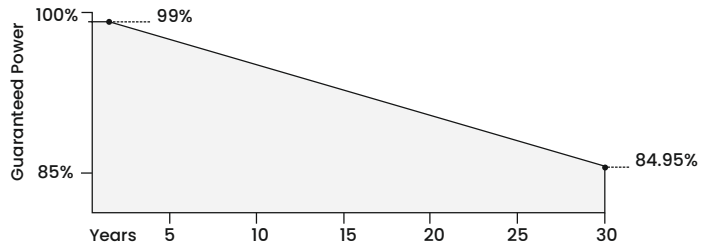


IV Curve Variation with Temperature



IV Curves for Front-Side Illumination of 555Wp Panel

LINEAR PERFORMANCE WARRANTY



MECHANICAL SPECIFICATIONS

Dimensions	2278(L) x 1133(W) x 35(T) in mm
Weight (kg)	33
Cell type / No Of Cell	144 Half-cut Mono PERC Bifacial Solar cells
Frame	Anodized Aluminum Alloy (6005, Temper T6, Silver colour)
Front Cover	Low Iron semi-Tempered AR coated Glass (2 mm thick)
Encapsulate	PID resistant and UV resistant polymeric film
Back Cover	Low Iron semi-Tempered Glass (2 mm thick)
Junction Box	25 A - Split Junction Box (3 nos. with individual Bypass Diode) – Weatherproof (IP68)
Bypass Diode	40 A, 45 V, 200 °C max. junction temperature
Cable	4 sq. mm, 300 mm length (Customised cable length available on request)
Connectors	MC4 compatible (MC4 original available on request)
Application Class Rating	Class A
Safety Class Rating	Class II
Mechanical Load Test	5400 Pa-Front; 2400 Pa-Back (as per IEC & UL)
Mounting Holes Pitch (Y)-mm	[A] 1400, [B] 1100
Mounting Holes Pitch (X)-mm	1095

MAXIMUM OPERATING CONDITIONS

Operating Temperature:	-40°C to +85°C
Maximum System Voltage:	1500V
Maximum Series Fuse Rating:	25 A

TEMPERATURE COEFFICIENTS

Current α (Isc) :	0.0286%/°C
Voltage β (Voc) :	-0.2488%/°C
Power γ (Pmax) :	-0.3290%/°C

STACKING STANDARD 19FT 20FT 40FT

No. of Modules per Container:	216	270	594
No. of Pallets per Container:	08	10	22
No. of Modules per Pallet/Weight:	27 Nos/940 Kg		
Pallet Dimensions in mm :	2320(L)*1000(W)*1275(H)		

Caution: Please read safety and installation instructions before using the product. *Warranty: Linear performance warranty for 30 years, with degradation up to 2% in 1st year and 0.45 %/year from year 2 to year 30. Please read Rayzon warranty documents thoroughly. Disclaimer: Specifications included in the datasheet are subject to change without prior notice owing to continuous innovation in the Product Development and R&D Activities. RAYZON SOLAR PVT. LTD. reserves the right to make any adjustment to the information described here. Dataset contained in this specification do not form a representative of a single module data. @T&C Apply.