

Solargiga Energy GiGa 2

JMPV-XV2/60-450~465(R)

MONO-CRYSTALLINE BIFACIAL HALF-CUT MODULE

| | | |
|---------------|--------------------|-----------------|
| Maximum Power | Maximum Efficiency | Power Tolerance |
| 465W | 21.5% | 0~+5W |



CELL TYPE

P Type/MBB/Monocrystalline/Half-Cell



HIGH EFFICIENCY, HIGH GENERATION

Using bifacial PERC cell technology, absorbs the reflected and scattered light in the environment effectively, gain 5-25% more energy.



EXCELLENT ANTI-PID PERFORMANCE

Cell manufacturing technology optimization and materials control will help reduce PID degradation rate to the minimum.



SUPPORT 1500V SYSTEM

Increase the number of system modules in series, reduce overall cost of terminal power plant.



STRONG MECHANICAL LOAD CAPACITY

Withstand snow pressure up to 5400Pa on the front face and wind pressure up to 2400Pa on the rear face.

IEC 61215 / IEC 61730

IEC 62804: Anti-PID Test

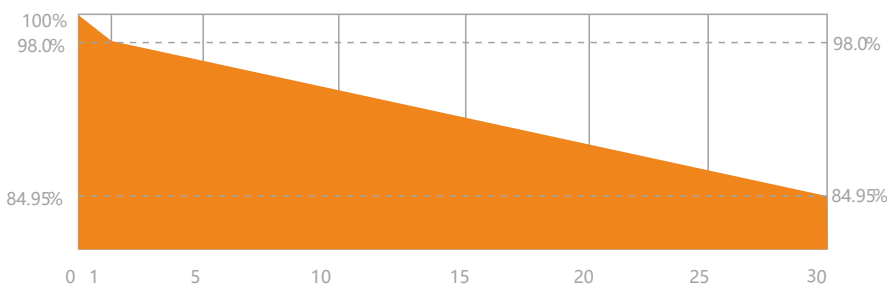
IEC 61701: Salt Spray Test

IEC 62716: Ammonia Corrosion Test

IEC 60068-2-68 : Dust and Sand Test

12 YEARS Product Warranty

30 YEARS Power Output Warranty



PICC

ADDITIONAL PREMIUM INSURANCE SERVICES ARE AVAILABLE



Solargiga Energy

Founded in 2000, Solargiga Energy Holdings Limited ('Solargiga Energy', HKEX:00757.HK), is a renewable energy company which combines the business of the whole mono-crystalline industrial chain covering R&D manufacturing, photovoltaic application and global marketing. It's committed to provide PV products, technical support and integrated system solution for global customers.

MBB MONO-CRYSTALLINE BIFACIAL HALF-CUT MODULE

JMPV-XV2/60-450~465(R)

| MODEL NUMBER | JMPV-XV2/60-450~465(R) | | | |
|------------------------------------|------------------------|-------|-------|-------|
| ELECTRICAL PARAMETERS (STC) | | | | |
| Max Power (Pmax/W) | 450 | 455 | 460 | 465 |
| Max Power Voltage(Vmp/V) | 35.05 | 35.25 | 35.42 | 35.61 |
| Max Power Current (Imp/A) | 12.84 | 12.91 | 12.99 | 13.06 |
| Open Circuit Voltage(Voc/V) | 41.62 | 41.89 | 42.17 | 42.46 |
| Short Circuit Current (Isc/A) | 13.77 | 13.83 | 13.89 | 13.94 |
| Module Efficiency (%) | 20.8 | 21.0 | 21.3 | 21.5 |

STC(Standard Test Condition): AM1.5, Irradiance 1000W/m, Cell Temperature 25°C

| | | | | |
|-------------------------------------|--------|--------|--------|--------|
| ELECTRICAL PARAMETERS (NMOT) | | | | |
| Max Power (Pmax/W) | 335.84 | 339.66 | 343.30 | 347.16 |
| Max Power Voltage(Vmp/V) | 32.67 | 32.85 | 33.01 | 33.19 |
| Max Power Current (Imp/A) | 10.28 | 10.34 | 10.40 | 10.46 |
| Open Circuit Voltage(Voc/V) | 38.92 | 39.18 | 39.44 | 39.71 |
| Short Circuit Current (Isc/A) | 11.12 | 11.16 | 11.21 | 11.25 |

NMOT(Nominal Module Operating Temperature): Irradiance 800W/m Ambient Temperature 20°C, Wind Speed 1m/s

| | | | | |
|--|--------|--------|--------|--|
| BIFACIAL GENERATION DATA (465W FOR EXAMPLE) | | | | |
| Power Gain | 5% | 15% | 25% | |
| Maximum Power (W) | 488.21 | 534.86 | 581.51 | |
| Module Efficiency (%) | 22.6 | 24.7 | 26.9 | |
| Max Power Voltage(Vmp/V) | 35.61 | 35.61 | 35.61 | |
| Max Power Current(Imp/A) | 13.71 | 15.02 | 16.33 | |
| Open Circuit Voltage(Voc/V) | 42.46 | 42.46 | 42.46 | |
| Short Circuit Current(Isc/A) | 14.64 | 16.03 | 17.43 | |

Bifacial generation varies relying on albedo, height from ground, interval etc. Below data are for reference only.

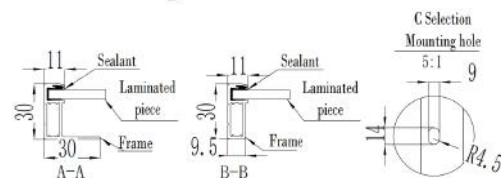

| | |
|------------------------------------|------------|
| TEMPERATURE CHARACTERISTICS | |
| Cell Operating Temperature | 45±2°C |
| Temperature Coefficient of Isc | 0.049%/°C |
| Temperature Coefficient of Voc | -0.267%/°C |
| Temperature Coefficient of Pmax | -0.349%/°C |

| | | | |
|------------------------------|--|--------------|--|
| MECHANICAL PARAMETERS | | | |
| Cell Type | P Type/MBB/Monocrystalline/Half-Cell | | |
| Number of Cells | 120(6×10×2) | | |
| Weight | 27.4±1.0kg | | |
| Dimension | 1908×1134×30mm | | |
| Glass | Semi-tempered embossed coated glass | Frame | Anodized Aluminum |
| Encapsulating Material | EVA/POE | Junction Box | Protection Degree IP68 |
| Back Glass | Semi-tempered embossed/high-reflection | Cable | 4.0 mm ² /+350,-250mm; or customized length |

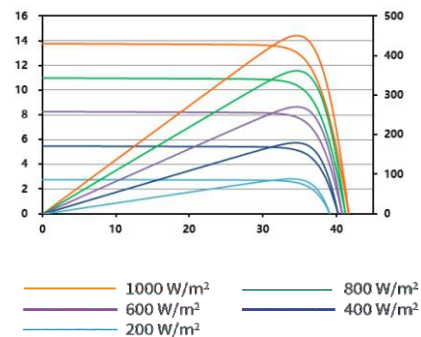
| | | | |
|-----------------------------|-------------|---|--------|
| OPERATING CONDITIONS | | | |
| Maximum System Voltage | 1500V | Front Face Static Load (Snow etc.) | 5400Pa |
| Operating Temperature | -40°C~+85°C | Rear Face Static Load (Wind etc.) | 2400Pa |
| Maximum Series Fuse Rating | 30A | Installation should strictly obey the installation manual of Solargiga Energy | |

| | |
|----------------------------|---------------|
| PACKING INFORMATION | |
| 36pcs/pallet | 864 pcs/40'HQ |

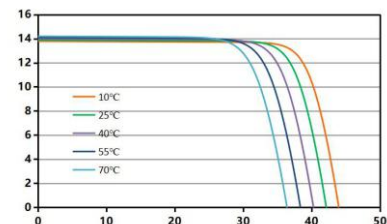
*Power test uncertainty +/-3%



Current (A) Power (W) (A) Power-Voltage&Current-Voltage Curve



Current (A) (A) Current-Voltage Curve



Sales HOT-line : (86)0416 508 1599
 E-mail : sales@jz.solargiga.com
 Xihai Industry Park, Economic and
 Technical Development Zone,
 Jinzhou, Liaoning Province,China.

Note: Electrical parameters are only used for comparison between different types of modules. Due to product innovation, Solargiga Energy reserves the right to adjust the information in this datasheet at any time without prior notice. The technical data in this datasheet may be slightly deviated. Customer shall obtain the latest version of the datasheet when signing contract and making it an integral part of the binding contract signed by both parties.

